

POWER DISTRIBUTION BLOCKS: NPDB-26-600-1

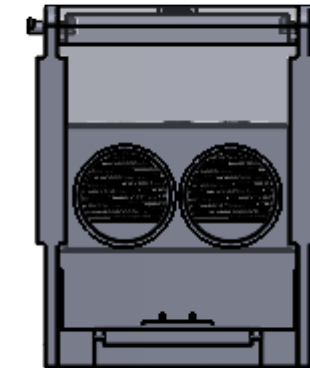
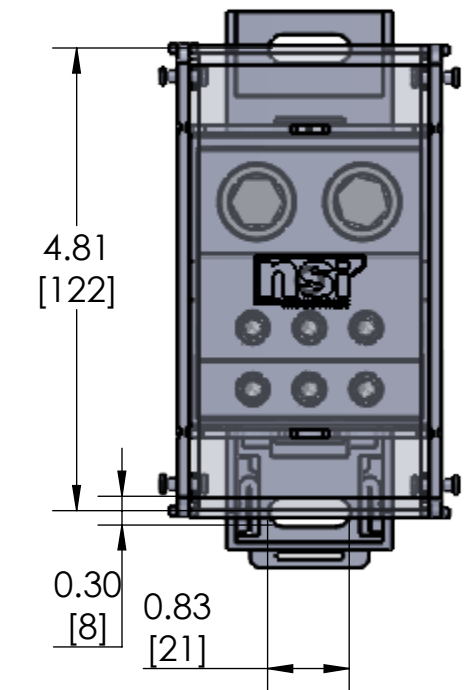
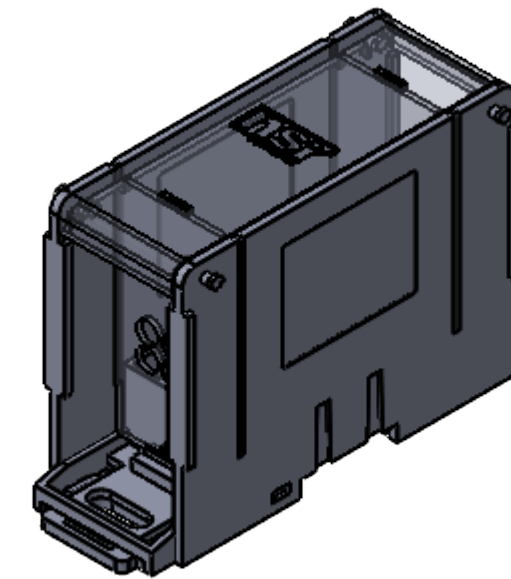


| | |
|------------|------------|
| PROGRAM: | SOLIDWORKS |
| UPDATED: | 08/2023 |
| SALES REV: | B |
| SIZE: | C |

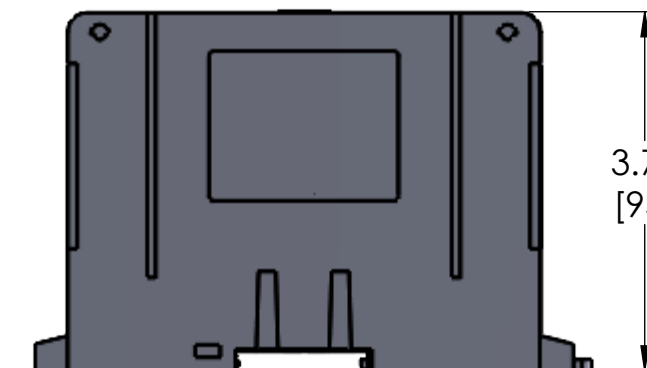
| FUSE TABLE | |
|---|--------------------|
| Overcurrent Protection, Fuse Required Class | Maximum Amp Rating |
| Class J | 110A |
| Class T | 110A |
| Class RK1 | 60A |
| Class RK5 | 30A |
| Class G | 60A |
| Class CC | 30A |

FEATURES:

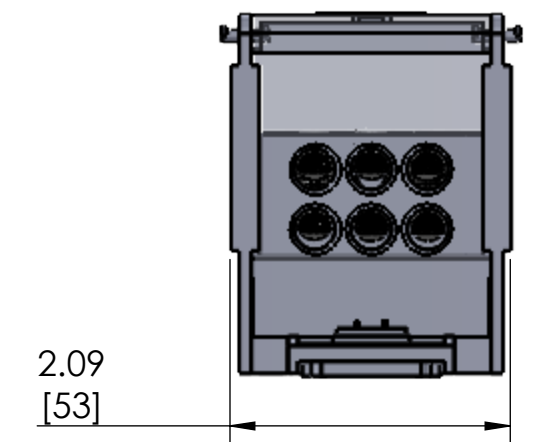
- 1. AVAILABLE IN FINGER SAFE STYLE MODEL ONLY THAT INCLUDE END PLATES AND HINGED COVER
- 2. FINGER SAFE TO IP20. PER. IEC60529
- 3. cULus LISTED TO UL 1953 AND 1059
- 4. AL9CU RATED FOR USE WITH COPPER OR ALUMINUM CONDUCTOR CLASS B & C, AND OPERATING TEMP OF 90C
- 5. VOLTAGE RATING 600 V
- 6. DEFAULT SCCR (SHORT CIRCUIT CURRENT RATING) WITH CORRECT FUSING = 100kA
- 7. QUICK RELEASE LOCKING MECHANISM TO DISCONNECT FROM STD.35MM DIN RAIL
- 8. OVAL ALIGN MOUNTING HOLE AT BASE ON EITHER WIRE ENTRY END
- 9. MATERIAL: COVER AND END PLATES = LEXAN 500R POLYCARBONATE
- 10. MATERIAL: BASE AND SIDE PANELS = VAALOX NYLON 6/6 GF30%
- 11. MATERIAL: CONNECTOR BLOCK 6061T6 ALUMINUM TIN PLATED
- 12. MATERIAL: WIRE PORT SCREWS, STEEL TIN PLATED
- 13. MATERIAL: CONNECTOR TO BLOCK SECURITY SCREW, STEEL TIN PLATED
- 14. MULTI-PORT GANGING OF SAME SIZE BLOCK (SML, MED, LRG)
- 15. MAXIMUM AMPACITY PER POLE = 840A
- 16. PRIMARY (LINE, RUN, MAIN) SIDE = 600 MCM
- 17. PRIMARY MAXIMUM TORQUE VALUE = 442 IN.LBF
- 18. PRIMARY STRIP LENGTH = 1.000"
- 19. MAXIMUM AMPACITY PER POLE = 840A
- 20. SECONDARY (LINE, RUN, MAIN) SIDE = 2/0 AWG
- 21. SECONDARY MAXIMUM TORQUE VALUE = 35 IN.LBF
- 22. SECONDARY STRIP LENGTH = .50"



RUN SIDE



DIN RAIL STYLE



TAP SIDE

2: TORQUE VALUES

| WIRE RANGE (MCM/AWG) | CONNECTOR SIZE | | | | | | | | | |
|----------------------|----------------|-----|-----|-----|-----|-----|-----|-----|----|----|
| | 750 | 600 | 500 | 350 | 250 | 3/0 | 2/0 | 1/0 | #2 | #4 |
| 750 - 600 | 550 | 550 | | | | | | | | |
| 500 | 550 | 450 | 450 | | | | | | | |
| 400 | 550 | 450 | 450 | | | | | | | |
| 350 | 550 | 400 | 400 | 400 | | | | | | |
| 250 | 550 | 360 | 360 | 360 | 360 | | | | | |
| 4/0 - 3/0 | 550 | 250 | 250 | 250 | 250 | 250 | | | | |
| 2/0 | 550 | 180 | 180 | 180 | 180 | 180 | 120 | | | |
| 1/0 | 550 | 180 | 180 | 180 | 180 | 180 | 80 | 80 | | |
| #1 | | 150 | 150 | 150 | 150 | 150 | 65 | 65 | | |
| #2 - #3 | | 150 | 150 | 150 | 150 | 150 | 65 | 65 | 65 | |
| #4 - #6 | | 150 | 110 | 110 | 110 | 110 | 55 | 55 | 35 | 35 |
| #8 | | | | 75 | | | 45 | 45 | 25 | 25 |
| #10 - #14 | | | | 35 | | | 25 | 25 | 15 | 15 |

| NPDB - | 26 - | 600 - | 1 |
|--|--|-------------------|-----------------|
| NSI PRODUCT GROUP POWER DISTRIBUTION BLOCKS | 1ST DIGIT = # OF PRIMARY COND. 2ND DIGIT = # OF SECONDARY COND. | MAXIMUM WIRE SIZE | NUMBER OF POLES |

- NOTES:
1. DIMENSIONS IN BRACKETS [] ARE IN MM ROUNDED OFF TO THE NEAREST MM, UNLESS OTHERWISE SPECIFIED AND ARE FOR REFERENCE ONLY
 2. MATERIALS: BASE, POLE SEPERATING SIDE AND LOCK - NYLON 66 GF30% BLOCK AND RETENTION SCREWS - TIN PLATED ALUMINUM FINGER SAFE COVERS - POLYCARBONATE
BLOCK MOUNTING HARDWARE - STAINLESS STEEL
 3. MAY BE USED IN ANY NUMBER OF POLES REQUIRED.

