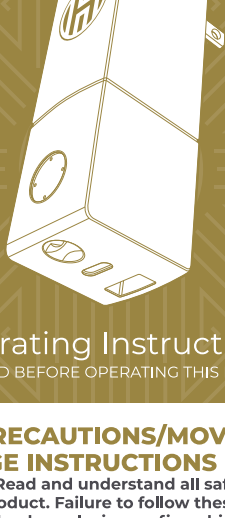




HALO®

RAPIDPACK™ 5000AC



Operating Instructions

PLEASE READ BEFORE OPERATING THIS EQUIPMENT

⚠ SAFETY PRECAUTIONS/MOVING AND STORAGE INSTRUCTIONS

DANGER-CAUTION Read and understand all safety information before using this product. Failure to follow these instructions may result in electrical shock, explosion, or fire which may result in serious injuries, death or property damage.

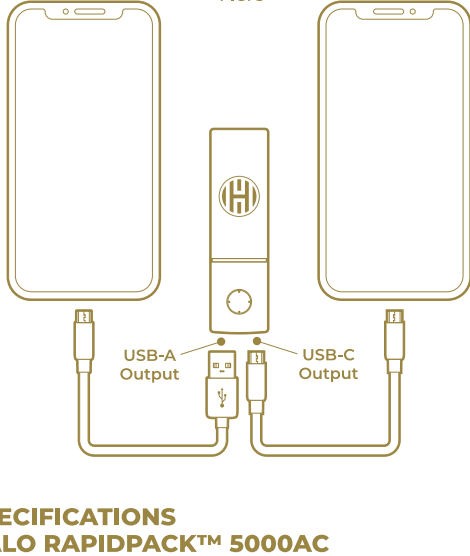
- When used correctly, lithium-ion rechargeable batteries provide a safe and dependable source of portable power. However, if they are misused or abused, this may result in leakage, burns, fire or explosion, causing personal injury or damage to other devices.
- Misusing or incorrectly connecting your HALO RapidPack™ 5000AC may cause electric shock to users and damage equipment.
- Do not operate in explosive atmospheres such as in the presence of flammable liquids, gases or dust.
- Keep your HALO RapidPack 5000AC dry and away from moisture and corrosive materials. The HALO RapidPack 5000AC may not be used near water or wet areas such as bathtubs, showers, bathrooms, sinks, swimming pools or basements.
- Do not expose your HALO RapidPack 5000AC to moisture, water, rain, or snow.
- Keep your HALO RapidPack 5000AC away from heat sources, including open flames, radiators, stoves, ovens, and any other devices that produce heat.
- The lithium-ion rechargeable battery used in this charging device may present a risk of fire or chemical burn if mistreated. Do not expose to fire or excessive temperature. Do not expose to heat above 212°F (100°C) or incinerate.
- In the unlikely event of leakage or explosion use sand or a chemical fire extinguisher. If contact accidentally occurs, flush with water. If liquid contacts eyes, additionally seek medical help. Liquid ejected from the battery may cause irritation or burns.
- Your HALO RapidPack 5000AC may become warm under extended high power operation. Do not cover, wrap, or otherwise restrict the HALO RapidPack 5000AC during operation.
- Do not disassemble your HALO RapidPack 5000AC. There are no user-serviceable parts inside. Incorrect reassembly may result in shock or fire hazard.
- Do not drop or subject to strong impacts. Do not operate your HALO RapidPack 5000AC if it has received a sharp blow, or has otherwise been damaged in any way.
- Do not puncture, crush or subject to mechanical shock.

- Only charge your HALO RapidPack 5000AC by the specified method. Use of an attachment not recommended or sold by power pack manufacturer may result in a risk of fire, electric shock, or injury to persons.
- Do not use any non-HALO-branded accessories with the HALO RapidPack 5000AC. Doing so may cause electric shock to users and damage equipment.
- Do not operate the power pack with a damaged cord or plug, or a damaged output cable.
- The HALO RapidPack 5000AC, along with its accessories, are not toys and should be kept away from children.
- To reduce risk of damage to the electric plug and cord, pull the plug rather than the cord when disconnecting the power pack.
- Do not insert any foreign object into the ports or openings of your HALO RapidPack 5000AC.
- Do not clean your HALO RapidPack 5000AC with harsh chemicals, soaps or detergents. Just wipe the case with a soft cloth.
- When charging the internal battery, work in a well ventilated area and do not restrict ventilation in any way.
- Make sure the HALO RapidPack 5000AC's charging ports do not become contaminated with lint or other debris. Use a canned-air type of product periodically to ensure that the port openings are clear.
- Batteries should be recycled or disposed of as per state and local guidelines.
- Discharge: 14°F – 104°F (-10°C – 40°C), Charge: 32°F – 113°F (0°C – 45°C)

LIMITED WARRANTY

At HALO, we are dedicated to making the best quality products. To back this up, this product is warranted. HALO warrants its products to be free from defects in material and workmanship under normal use. During the first 90 days from date of purchase, HALO will repair or replace the defective product. This warranty does not affect any statutory rights that you may be entitled to. Keep a copy of your purchase receipt as proof of purchase. For all questions about the warranty or exchange requests, please call 1-800-255-6061.

FIG. 3



SPECIFICATIONS

HALO RAPIDPACK™ 5000AC

Battery Type.....	Lithium Ion (21700)
Battery Capacity.....	5,000mAh / 18Wh 3.6V
AC Input.....	100-240V, 50/60Hz 0.5A Max
USB-C Input.....	5V/3A, 9V/2.22A, 12V/1.67A
USB-A Output.....	5V/3A, 9V/2A, 12V/1.5A
USB-C Output.....	5V/3A, 9V/2.22A, 12V/1.67A
Max Output.....	20W Max
Total Output(USB-C + USB-A).....	5V/3A Max
Dimensions.....	4.4 x 1.22 x 1.41 inches
Weight.....	0.25 lbs
Operating Temperature.....	14°F - 104°F (-10 to 40°C)

CHARGING YOUR HALO RAPIDPACK™ 5000AC

IMPORTANT: Before using your HALO RapidPack™ 5000AC for the first time, fully charge it.

Insert the foldable AC plugs ends into a standard AC wall outlet (recommended). The HALO RapidPack 5000AC will begin charging automatically. (Fig. 1)

Your HALO RapidPack 5000AC can also be charged using the supplied USB-C to USB-C cable. Plug the USB-C cable into any USB-C power source and connect the USB-C cable to your HALO RapidPack 5000AC. Charging will begin automatically. (Fig. 2)

FIG. 1

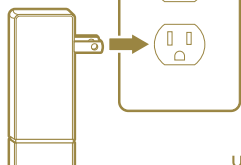
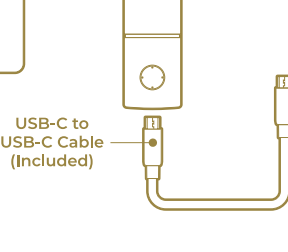



FIG. 2



The power status indicator will blink while recharging and remain on when fully charged.



CHARGING YOUR DEVICES USING THE RAPIDPACK™ 5000AC

The HALO RapidPack 5000AC will charge virtually any compatible USB rechargeable devices (Fig. 3). Choose the proper output for the device you would like to charge and connect the appropriate cable. Charging will begin automatically.

NOTE: Charging your HALO RapidPack 5000AC and charging a device with the USB-A or USB-C outputs can happen simultaneously.