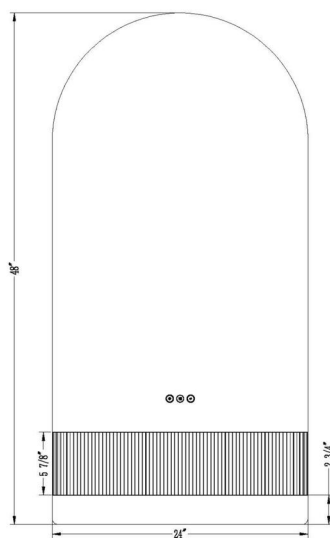


JOB NAME:

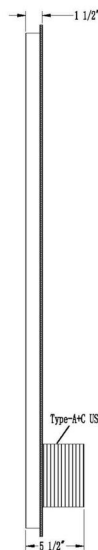
DATE:

TYPE:

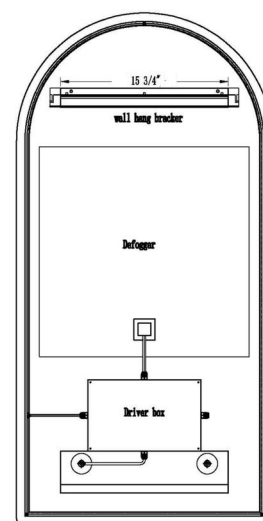
COMMENTS:



FRONT VIEW



RIGHT SIDE



REAR VIEW

LIGHT INFORMATION

Light Type	Integrated LED
CRI	90
Delivered Lumens	1516
Color Temperature	3000K-6400K
LED Lifespan (L70)	50000
Number of Lights	1
Light Direction	Ambient
Dimming Method	Touch Switch
Current Type	DC
Input Voltage	120-277
Total Wattage	40

DIMENSIONS & WEIGHT

Width (In)	24
Height (In)	48
Min Height (In)	48
Max Height (In)	48
Ext (In)	5.5
Weight (Lbs)	33.22

INSTALLATION

Mounting Type	J-Box
Rating	Damp
Hanging Support Type	Z-Bar

PRODUCT FINISH

Matte Black

PRODUCT FEATURES

Built-in USB-A and USB-C charging ports (*Input voltage range: 120-240V)

CERTIFICATIONS & COMPLIANCE

