



SCRYBE® BOLT

USER MANUAL




TRUE.ACGBRANDS.COM

1 YEAR PRODUCT GUARANTEE


If you experience a problem, please do not return to your local store. Contact our Customer Service team at 800-255-6061 or true.acgbrands.com.

All copyrighted and copyrightable materials, including, without limitation, the logo, design, text, graphics, pictures, copywriting and the selection and arrangement ["Materials"] thereof are ALL RIGHTS RESERVED Copyright © 2025 Alliance Sports Group LP.




POCKET CLIP

The pocket clip may be rotated in 3 different positions. To change the position, unscrew the bit driver with a 4mm or 5/32" hex wrench (not included). Remove the ring and rotate the pocket clip to the desired position. Reinstall the ring and bit driver. Secure with a drop of medium-strength threadlocker.




PEN

Use the thumb stud to push the pen nib forward and to the side to lock it in place. Push it back to the other side to retract the pen nib.



INK REPLACEMENT

Twist the pen tip counter clockwise to unscrew and reveal the ink cartridge. Remove the old ink and spring. Place spring on the new ink cartridge and insert back into the pen. Screw tip clockwise back on the pen.



REVERSIBLE BIT

Pull off the cover cap at the opposite end from the pen tip to expose the double sided screwdriver bit. Pull the bit out and flip it around to use the desired driver.



3-IN-1 TUNGSTEN TIP

This tool has three primary uses. Glass Breaker: to break windows Box Opener: to open taped boxes Scriber: to mark metal and wood