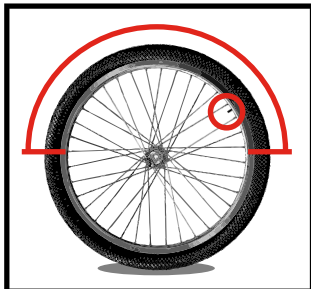
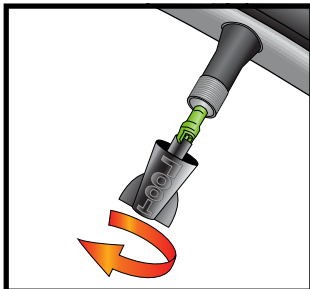


# HOW TO INSTALL SLIME




**1** Position valve in upper half of tire.



**2** Remove valve core with included tool.



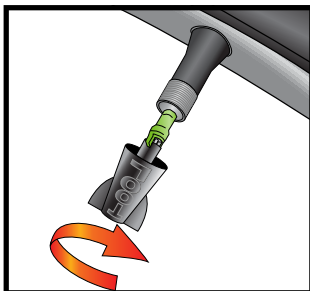
**3** Allow tire to fully deflate.




**4** Remove object (if possible).



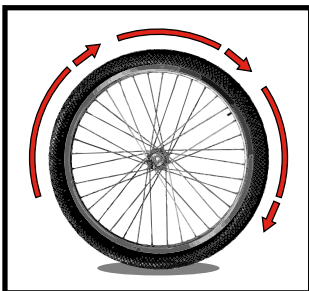
**5** Attach hose and pump in Slime.



**6** Reinstall valve core.



**7** Just add air.



**8** Spin tire to distribute sealant.