



**PRODUCTS FOR
MC CABLE**

MAKE PREFAB MORE PROFITABLE




CREATE A FASTER WORKFLOW

BRIDGEPORT: A BETTER WAY TO PREFAB

Bridgeport's prefab solutions increase productivity and workmanship compared to traditional methods of assembly. Our products install faster and easier in the shop and in the field.


The Bottom Line:

- Reduce Man Hours
- Less Material Waste
- Eliminate On-site Rework
- Consistency from Job to Job
- Less Fatigue
- Accelerated Schedules
- Increased Profitability



PRODUCTS BUILT FOR PREFAB

▶ SAVINGS AT EVERY TURN



▶ AC/MC/FMC

- E-Z Lock® Connectors in Zinc and Steel
- Unique Snap-in Solutions




▶ RIGID/IMC

- Robust Zinc and Malleable Iron Fittings
- Threaded Hubs
- Mighty-Align® Raintight Three Piece Couplings



▶ EMT

- Problem Solving EMT Fittings
- Mighty-Align® Slip Couplings
- Concrete Tight Push-EMT® Connectors and Couplings




▶ GROUNDING PRODUCTS

- Mighty-Bond® Enclosure and Conduit Grounding Connectors
- Mighty-Bond® Intersystem Grounding Bridges
- Grounding Locknuts



▶ TRANSITION FITTINGS

- Mighty-Merge® Fittings – Industry's largest selection of combination couplings for easy raceway and cable transitioning



▶ STRAPS

- Supports Multiple Sizes and Ranges
- Mighty-Hold® Universal Clamp Straps
- Mighty-Hold® Universal AC/MC Cable Straps

MANAGE MULTIPLE MC CABLES AND PROVIDE ACCESSIBLE INTERSYSTEM GROUNDING




MBG SERIES
INTERSYSTEM
BONDING BRIDGES
WITH ENCLOSURE
GROUNDING
CONNECTORS



MIGHTY-MERGE® 4457-DC
MULTI-PORT MC CABLE FITTINGS

TRANSITION FROM WALL TO OVERHEAD LIGHTING



AMC-50QI STEEL QUICK INSTALL CONNECTORS

MIGHTY-MERGE® 4157-DC EMT TO MC CABLE TRANSITION COUPLINGS

INSTALL FAST

TRANSITION WITHOUT A BOX TO EMERGENCY EXITS AND LIGHTING



AMC-52QI QUICK
INSTALL CONNECTORS

280SPMB MC TO EMT TRANSI-
TION FITTINGS



PROTECT AND CONNECT MULTIPLE NM CABLES FOR TEMPORARY OR PERMANENT INSTALLATIONS



MIGHTY-MERGE® 4357-NM AND 630-NM2 MULTI-PORT
NONMETALLIC COUPLINGS AND CONNECTORS


DELIVER MORE

PRE-BENT EMT FOR OFFICE POWER AND DATA



MIGHTY-BITE®
380-MB SERIES PUSH-EMT®
GROUNDING BUSHINGS

CONCRETE-TIGHT PUSH-EMT® SYSTEM



FOR LESS

ROOFTOP EQUIPMENT



4370-LT SERIES RIGID TO LT TRANSITIONS

470-SLT SERIES LT CONNECTORS

SLIP COUPLINGS FOR OVERHEAD EMT RACKS



MIGHTY-ALIGN® 240-DCSLP SERIES
SLIP COUPLINGS

Catalog Number	Description	Listing
Clamps and Straps		
UCS-5075	1/2" - 3/4" Mighty-Hold® Universal Clamp Strap	cULus
UCS-75100	3/4" - 1" Mighty-Hold® Universal Clamp Strap	cULus
US-4461	Mighty-Hold® Universal Strap	cULus
Conduit Bodies		
LLR-41	1/2" Combination EMT and Threaded Rigid/IMC	cULus
LLR-42	3/4" Combination EMT and Threaded Rigid/IMC	cULus
LLR-43	1" Combination EMT and Threaded Rigid/IMC	cULus
Conduit Slab Fittings		
CSS-050	1/2" Straight Zinc Die Cast Concrete Slab Insert	cETLus
CSS-075	3/4" Straight Zinc Die Cast Concrete Slab Insert	cETLus
CSS-100	1" Straight Zinc Die Cast Concrete Slab Insert	cETLus
CSE-050	1/2" 90° Zinc Die Cast Concrete Slab Insert	cETLus
CSE-075	3/4" 90° Zinc Die Cast Concrete Slab Insert	cETLus
CSE-100	1" 90° Zinc Die Cast Concrete Slab Insert	cETLus
Couplings		
1121-RT	1/2" Mighty-Align® Raintight Three-Piece Conduit Coupling	cULus
1122-RT	3/4" Mighty-Align® Raintight Three-Piece Conduit Coupling	cULus
1123-RT	1" Mighty-Align® Raintight Three-Piece Conduit Coupling	cULus
EMT Slip Couplings		
231-SLP	3/4 Set Screw Slip Connector Steel UL	cULus
232-SLP	1" Set Screw Slip Connector Steel UL	cULus
233-SLP	1 1/4" Set Screw Slip Connector Steel UL	cULus
234-SLP	1 1/2" Set Screw Slip Connector Steel UL	cULus
235-SLP	2" Set Screw Slip Connector Steel UL	cULus
237	3" Set Screw Slip Connector Steel UL	cULus
239-SLP	4" Set Screw Slip Connector Steel UL	cULus
241-DCSLP	3/4" Mighty-Align® EMT Slip Coupling (also available in steel)	cULus
242-DCSLP	1" Mighty-Align® EMT Slip Coupling (also available in steel)	cULus
245-DCSLP	2" Mighty-Align® EMT Slip Coupling (also available in steel)	cULus
247-DCSLP	3" Mighty-Align® EMT Slip Coupling (also available in steel)	cULus
249-DCSLP	4" Mighty-Align® EMT Slip Coupling (also available in steel)	cULus
Grounding and Bonding Products		
IGB-050	1/2" Mighty-Bond® Intersystem Bonding Bridge	UL
IGB-075	3/4" Mighty-Bond® Intersystem Bonding Bridge	UL
MCC-050	1/2" Mighty-Bond® Enclosure Grounding Connector	UL
MCC-075	3/4" Mighty-Bond® Enclosure Grounding Connector	UL
MCC-100	1" Mighty-Bond® Enclosure Grounding Connector	cULus
161-G	1/2" Grounding Locknut	cETLus
162-G	3/4" Grounding Locknut	cETLus
163-G	1" Grounding Locknut	cETLus
381-MB	1/2" Mighty-Bite® Push-EMT® Grounding Bushing	cETLus
382-MB	3/4" Mighty-Bite® Push-EMT® Grounding Bushing	cETLus
382-MB	1" Mighty-Bite® Push-EMT® Grounding Bushing	cETLus
Rigid/IMC Hubs		
151-DC	1/2" Threaded Zinc Hub	cULus, CSA
152-DC	3/4" Threaded Zinc Hub	cULus, CSA
153-DC	1" Threaded Zinc Hub	cULus, CSA
Nonmetallic Fittings		
630-NM2	3/4" Multiport Nonmetallic Connector	cETLus
4357-NM	3/4" EMT to Nonmetallic Cable Mighty-Merge® Multiport Transition Coupling	cETLus

Catalog Number	Description	Listing
Quick Install Fittings		
AMC-50QI	3/8" E-Z Lock® Quick Install MC Connector	cETLus
AMC-52QI	3/8" E-Z Lock® Quick Install Duplex MC Connector	cETLus
38ASP	3/8" E-Z Lock® Snap-In Fitting	cULus
250-MB	1/2" Mighty-Bite® Push-EMT® Connector	cULus
251-MB	3/4" Mighty-Bite® Push-EMT® Connector	cULus
260-MB	1/2" Mighty-Bite® Push-EMT® Coupling	cULus
261-MB	3/4" Mighty-Bite® Push-EMT® Coupling	cULus
39ASP	E-Z Lock Snap- in Fitting	cETLus
74ASP	E-Z Lock Snap- in Fitting	CERTLus
3939ASP	E-Z Lock Snap- in Fitting	cULus
7474ASP	E-Z Lock Snap- in Fitting	cULus
Transition Fittings		
280SPMB	1/2" EMT to 3/8" FMC Mighty-Merge® Transition Coupling	cULus
281SPMB	3/4" EMT to 3/8" FMC Mighty-Merge® Transition Coupling	cULus
4157-DC	3/4" EMT to Duplex MC Mighty-Merge® Transition Coupling	cULus
4357-DC	1" EMT to (3) MC Mighty-Merge® Multiport Transition Coupling	cETLus
4457-DC	1" EMT to (4) MC Mighty-Merge® Multiport Transition Coupling	cETLus
4370-LT	1/2" Raintight Rigid to Liquid Tight Combination Coupling	cULus
4371-LT	3/4" Raintight Rigid to Liquid Tight Combination Coupling	cULus
4372-LT	1" Raintight Rigid to Liquid Tight Combination Coupling	cULus
5157-DC	3/4" EMT to Duplex AC/MC/FMC U	
Liquid Tight and Wet Location Connectors		
430-LT2	1/2" Straight Zinc Die Cast Liquid Tight Connector	UL, CSA
431-LT2	3/4" Straight Zinc Die Cast Liquid Tight Connector	UL, CSA
432-LT2	1" Straight Zinc Die Cast Liquid Tight Connector	UL, CSA
430-SLT	1/2" Straight Steel Liquid Tight Connector	CSA
431-SLT	3/4" Straight Steel Liquid Tight Connector	CSA
432-SLT	1" Straight Steel Liquid Tight Connector	CSA
450-SLT	1/2" 45° Malleable Iron Liquid Tight Connector	UL, CSA
451-SLT	3/4" 45° Malleable Iron Liquid Tight Connector	UL, CSA
452-SLT	1" 45° Malleable Iron Liquid Tight Connector	UL, CSA
470-LT2	1/2" 90° Zinc Die Cast Liquid Tight Connector	UL, CSA
471-LT2	3/4" 90° Zinc Die Cast Liquid Tight Connector	UL, CSA
472-LT2	1" 90° Zinc Die Cast Liquid Tight Connector	UL, CSA
470-SLT	1/2" 90° Steel Liquid Tight Connector	CSA
471-SLT	3/4" 90° Steel Liquid Tight Connector	CSA
472-SLT	1" 90° Steel Liquid Tight Connector	CSA
595-DC2	1/2" Mighty Seal® PVC Jacketed MC and TECK Cable Connector (up to 12/2 TECK and 10/3 MC)	cULus
596-DC2	1/2" Mighty Seal® PVC Jacketed MC and TECK Cable Connector (up to 10/3 TECK and 8/3 MC)	cULus