


## 4-Port Indoor/Outdoor Patch & Splice Enclosure – IP68

The LYNN HyperDropGEL™ IP68-rated patch and splicing enclosure secures and manages fiber optic connections in a variety of environments. The all-plastic housing is made from a glass-filled polypropylene blend with UV inhibitors to ensure a long service life in a variety of conditions, and a unique gel-based sealing system ensures waterproof performance in underground and aboveground installations for round and flat drop construction cables. The HyperDropGEL™ securely installs in pole mount, wall mount, aerial suspension and direct burial applications.



## KEY FEATURES

- Ideal for splitting a trunk or distribution cable in almost all environments
- IP68-rated for outdoor installation
- Easy-to-open design with water-tight latching
- Includes easy-to-see fiber splicing tray
- Compatible with fiber splice connections and fiber couplers

## ORDERING INFORMATION

Part Number	Description
HDPAS-GEL-E-4	HyperDropGEL™ (Patch and Splice), IP68, 2 input/1 midspan, 4 output, includes 1 built in splice tray that can hold 24 individual splice sleeves (40mm splice sleeves included)
HDPAS-GEL-SA1-P4	HyperDropGEL™ (Patch and Splice), IP68, 2 input/1midspan, 4 output, includes 1 built in splice tray that can hold 24 individual splice sleeves (40mm splice sleeves included), 4 simplex SC/APC adapters and 1M pigtails preinstalled
HDPAS-GEL-SA1-S4	HyperDropGEL™ (Patch and Splice), IP68, 2 input/1midspan, 4 output, includes 1 built in splice tray that can hold 24 individual splice sleeves (40mm splice sleeves included), 4 simplex SC/APC adapters and 1x4 splitter included

## INCLUDED ACCESSORIES

- Internal splice tray
- Splice sleeves
- PTFE tubes
- Wall mounting screws
- Port plugs
- Insulating foam
- Cable ties
- SC/APC adapters (HDPAS-GEL-SA1-P4 and -S4 only)
- 1-meter pigtail (HDPAS-GEL-SA1-P4 only)
- 1x4 PLC splitter (HDPAS-GEL-SA1-S4 only)

## OPTIONAL ACCESSORIES

Part Number	Description
HDPAS-GEL-POLE	HyperDropGEL™ pole mounting kit
HDPAS-GEL-AERIAL	HyperDropGEL™ aerial mounting kit

## ENCLOSURE PREPARATION

---



1. Lift the four latches with a flat head screwdriver.




2. Loosen the three screws (orange circles) that secure the splice tray and remove it from the housing.




A fiber feed rod (orange rectangle) is attached to the splice tray.

## CABLE PREPARATION

---



1. Remove 0.5 m (~1.5 ft) of the outer jacket. If the cable is midspan, remove 1 m (~3 ft) of the jacket.
2. Trim the aramid fiber (blue arrow) to 30 mm (~1 1/4 in) or longer.



3. Wrap a single layer of the included insulation foam around the end of the outer jacket.

Drop cables are prepared similarly. The only change is to remove 1 m (~3 ft) of the outer jacket.

## FEED CABLE INSTALLATION

---



1. Flip the splice tray so the input ports are facing up.
2. Remove the gel block by pressing in the four locking tabs.



3. Feed the included zip ties into the splice tray.



4. Route the fiber through the tray. The middle section may be used to secure any slack.




5. Secure the cable to the splice tray with the zip ties wrapping around the foam insulation.



6. Reinstall the gel block onto the splice tray. The shorter tabs will face the outside of the enclosure.

## DROP CABLE INSTALLATION


---



1. Flip the splice tray over and remove the adapter bracket (blue rectangle) if it is installed.




2. Apply Foam insulation to drop. Then secure drop to metal bracket with two of the provided zip ties. **\*\*\*Failure to apply foam will allow drop cable to slide.\*\*\***



3. Route the fibers from the drop cable to the other side of the tray.

## FIBER SPLICING


---



Each splice holder can hold up to three fiber splice sleeves.



The included PTFE tube may be used to provide added protection to the fiber strands. The fiber feed rod will help securing the splice sleeves into the splice holders.



Reinstall the clear fiber cover to prevent damage to the individual fiber strands when sealing the enclosure.



## SPLICE TRAY INSTALLATION

---

Ensure the drop cables are facing up before attempting to reinstall the splice tray into the enclosure.



1. Slide the splice tray into the enclosure with the notches fully seated against the screws.



2. Tighten the three screws in the enclosure.



3. Install the included port plugs for any open drop cable ports.

Close the lid, then secure the four latches.

## MOUNTING OPTIONS

---



Each enclosure kit includes screws and anchors for wall mounting.



For aerial installations, the aerial mounting kit (HDPAS-GEL-AERIAL) is a necessary accessory.



For pole installations, the pole mounting kit (HDPAS-GEL-POLE) brackets feature feed-through slots for pole clamps.

## WARRANTY

---

The Limited Warranty set forth below is provided for LYNN, Platinum Tools and TechLogix Network branded products, manufactured and supplied by NSI-LYNN Electronics, and provided through an authorized reseller as determined by NSI-LYNN Electronics. This warranty provides you with specific legal rights, and you may also have other rights which vary from state to state.

Unless otherwise noted, LYNN, Platinum Tools and TechLogix products carry a 1 Year Limited Warranty when purchased by you and delivered to you in new condition in its original container. Products are warranted against defects in materials or workmanship for the period of 1 year after the initial date of purchase from an authorized reseller.

Select LYNN, Platinum Tools and TechLogix products carrying a "Lifetime Warranty" are marked as such and are warranted against defects in materials or workmanship for the life of the product in the original installation or the period of 25 years after the initial date of purchase from an authorized reseller, whichever comes first, provided the products are used in their intended application as determined by LYNN.

A list of authorized resellers is available directly from NSI-LYNN Electronics.

When returning a Product for warranty service, you must first contact LYNN directly and obtain an "RMA Number." The shipping charges must be prepaid and the Product should be shipped in its original container, or an equivalent, properly packed to withstand the hazards of shipment and be fully insured. LYNN will not accept for return any Product which is not defective. Any returned Product determined by LYNN in its sole discretion not to be defective will be returned to you.

Within 30 days of LYNN's receipt of a defective Product which is determined by LYNN in its sole discretion to be defective upon inspection, LYNN will, at LYNN's sole election, (1) repair the product with new or comparable rebuilt parts, or (2) replace the Product with a new or refurbished Product or equivalent Product as determined by LYNN, and LYNN will ship the repaired or replaced Product to you at no charge.

LYNN may in the future make substitutions or design changes in the same or similar products without notice to you and without any obligation to make the same or similar changes to your Product.

This warranty does not cover:

- Malfunction resulting from the use of the product other than as specified in the user manual;
- Installation-specific wiring;
- Malfunction resulting from abuse or misuse of the product;
- Malfunction occurring after repairs have been made by anyone other than LYNN or any of its authorized service representatives;
- Acts of nature;
- Lack of proper maintenance;
- Abnormal conditions of temperature, moisture, or corrosive matter;
- Any alteration in such a manner which in LYNN's judgment adversely affects the product;
- Loss of, damage to, or malfunction of the Product resulting during shipment;
- Cosmetic damage;
- and Items that are considered custom or made-to-order.

NO OTHER EXPRESS WARRANTY OR GUARANTY, EXCEPT AS MENTIONED ABOVE, GIVEN BY ANY PERSON OR ENTITY WITH RESPECT TO A PRODUCT SHALL BIND LYNN. LYNN SHALL NOT BE LIABLE FOR LOSS OF REVENUES OR PROFITS, INCONVENIENCE, EXPENSE FOR SUBSTITUTE EQUIPMENT OR SERVICE, STORAGE CHARGES, LOSS OR CORRUPTION OF DATA, OR ANY OTHER SPECIAL, INCIDENTAL, DIRECT, INDIRECT OR CONSEQUENTIAL DAMAGES CAUSED BY THE USE OR MISUSE OF, OR INABILITY TO USE, A PRODUCT, REGARDLESS OF THE LEGAL THEORY ON WHICH THE CLAIM IS BASED, AND EVEN IF LYNN HAS BEEN ADVISED OF THE POSSIBILITY OF SUCH DAMAGES. IN NO EVENT SHALL RECOVERY OF ANY KIND AGAINST LYNN BE GREATER IN AMOUNT THAN THE PURCHASE PRICE OF THE PRODUCT SOLD BY LYNN AND CAUSING THE ALLEGED DAMAGE. WITHOUT LIMITING THE FOREGOING, YOU ASSUME ALL RISK AND LIABILITY FOR LOSS, DAMAGE OR INJURY TO YOU AND YOUR PROPERTY AND TO OTHERS AND THEIR PROPERTY ARISING OUT OF USE OR MISUSE OF, OR INABILITY TO USE, THE PRODUCT NOT CAUSED DIRECTLY BY THE NEGLIGENCE OF LYNN (SOME STATES AND PROVINCES DO NOT ALLOW THE EXCLUSION OR LIMITATION OF INCIDENTAL OR CONSEQUENTIAL DAMAGES, SO THE ABOVE EXCLUSION OR LIMITATION MAY NOT APPLY TO YOU). THIS LIMITED WARRANTY STATES YOUR EXCLUSIVE REMEDY.

The provisions of the Limited Warranty shall be governed by the State of Pennsylvania in the United States, without regard to any conflicts of laws rules that would cause the application of the laws of any other jurisdiction. Any dispute arising under this Limited Warranty must be brought in the state or federal courts sitting in Montgomery County, Pennsylvania.