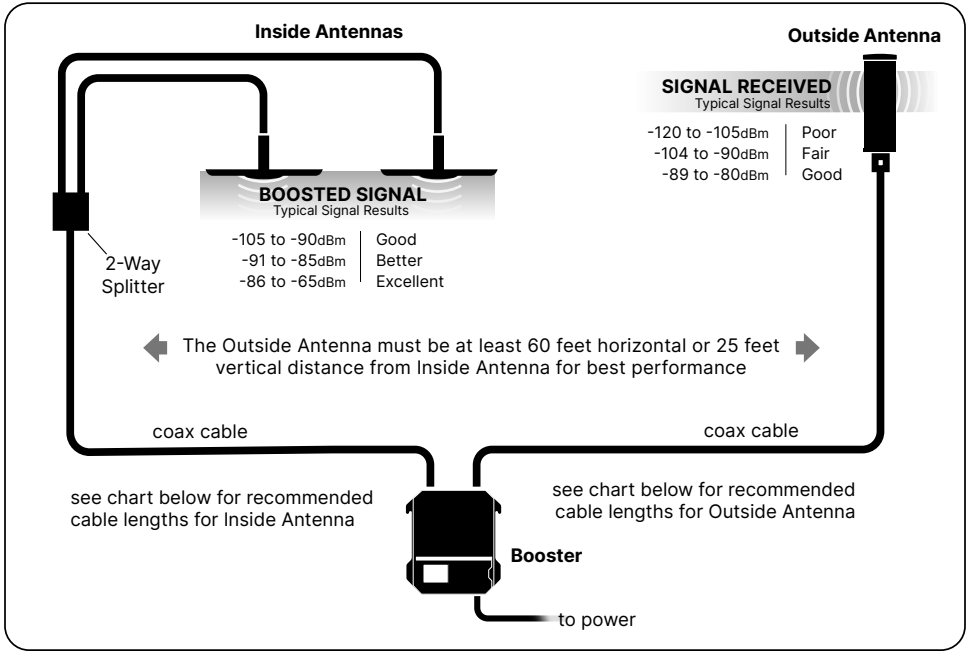


weBoost Installed | Office 200

Discard After Installation



RECOMMENDED CABLE LENGTHS BASED ON OUTSIDE SIGNAL STRENGTH

OUTSIDE SIGNAL STRENGTH	MAX CABLE LENGTH
-90 dBm	100 feet
-80 dBm	125 feet
-70 or higher	150 feet

Note: Minimum coax cable length for Outside Antenna is 20 feet.

LIGHT PATTERNS

Use the color LCD to verify each band is green.

If there is a band that is not green, tap it to see troubleshooting guidance

LCD Touchscreen Off

If the Signal Booster's light is off, verify your power supply has power.

TROUBLESHOOTING

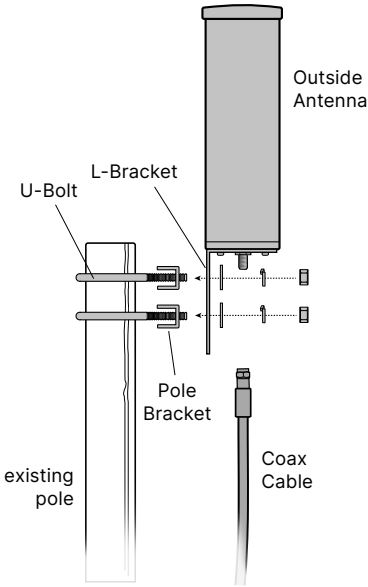
If you are happy with the coverage, these light issues don't have to be resolved. The carrier's band has not been affected.

Fixing Any Red Light Issues

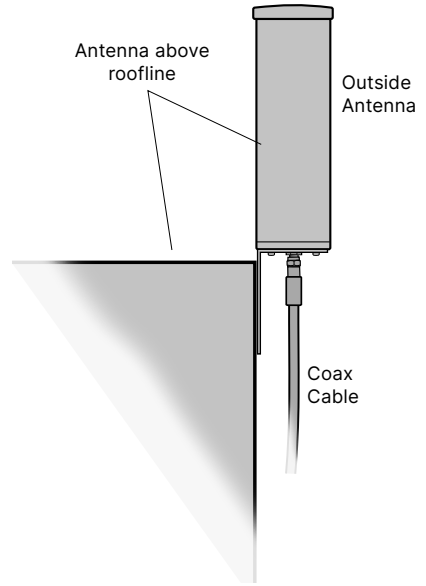
1. Verify the Inside Antenna is at least 24" from the Booster.
2. Tighten all cable connections (be sure to handtighten only, do NOT use tools). You may want to undo and redo the connection completely. Unplug and re-plug in power supply.
3. Increase the distance (horizontally or vertically) between the Outside and Inside antenna. Un-plug and re-plug in power supply.

MOUNTING OUTSIDE ANTENNA

Pole Mounting



Flush Mounting



we:boost



3301 East Deseret Drive, St. George, UT

📞 866.294.1660

🌐 www.weboost.com

💬 support.weboost.com

Copyright © 2021 weBoost. All rights reserved.

weBoost products covered by U.S. patent(s) and pending application(s)

For patents go to: weboost.com/us/patents