


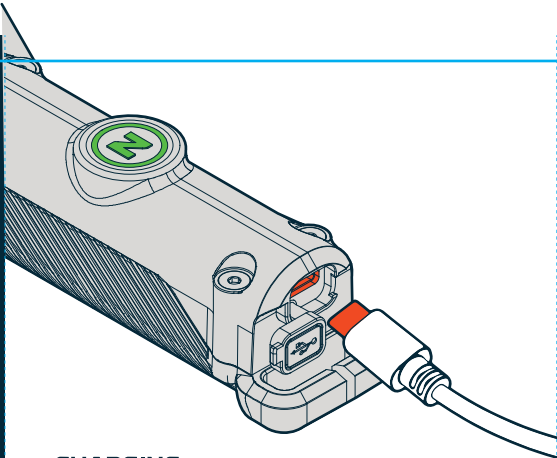
ACCORDION FOLD

NEBO[®] BANDO[™] 1K AUTOMOTIVE WORK LIGHT

USER MANUAL



SEE IT
IN ACTION

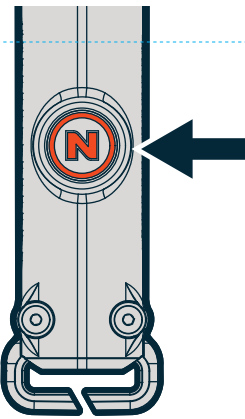


CHARGING

Insert the included USB-C cable, as shown. Plug the other end into a USB-A power source.

When charging, the illuminated power button acts as a charging indicator.

- Pulsing Green: Charging
- Steady Green: Fully charged



POWER INDICATOR

During use, the illuminated power button acts as a power level indicator.

- Flashing Orange: Less than 25% power
- Steady Orange: More than 25% power

OPERATION

Press the power button repeatedly to cycle through the light modes.
WHITE HIGH > WHITE MEDIUM > WHITE LOW > RED LIGHT > RED HAZARD > RED SIGNAL

After 8 seconds of no button activity, the next press will turn off the light.

DIRECT-TO-RED

With the unit OFF, press & hold the power button to automatically jump to the RED LIGHT mode.

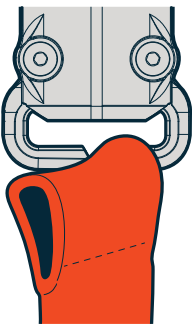
MEMORY

With the unit OFF, double press the power button to access the last mode used.

POWER BANK

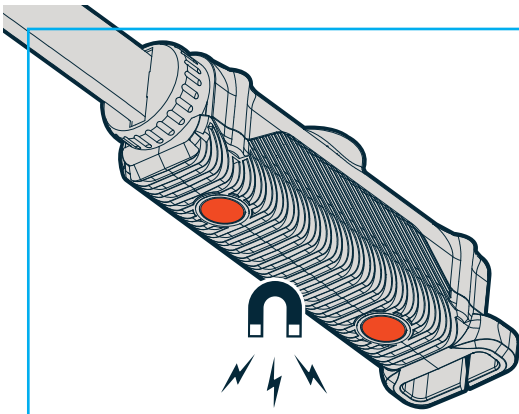
To charge your phone or other USB device, plug it into the USB-C port on the handle of the work light.

MODES	OUTPUT (LUMENS)	RUN TIME (HOURS)	BEAM DISTANCE (METERS / YARDS)
HIGH	1000	5h	35m / 38yd
MEDIUM	400	8h	23m / 25yd
LOW	80	28h	10m / 11yd
RED	18	22h	4m / 4yd
RED HAZARD	-	-	-
RED SIGNAL	-	-	-



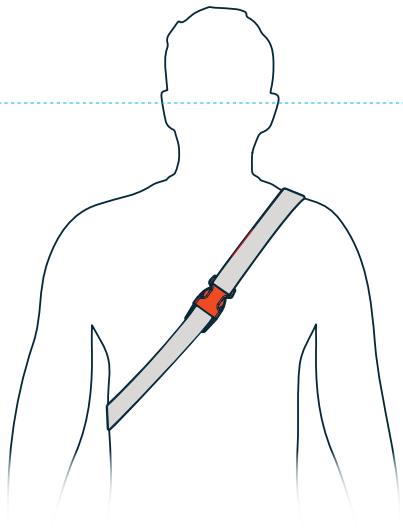
ADJUSTABLE STRAP INSTALLATION

Insert one end of the strap into the handle, as shown above. Repeat this process for the other handle.



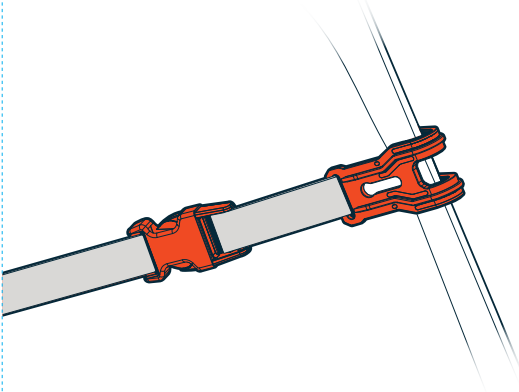
ATTACH IT

Strong magnets are located on the backside of both handles and can be attached to magnetic surfaces for hands-free use.



WEAR IT


The adjustable strap allows you to wear the Bando 1k for a variety of uses, like changing a tire at night. Simply buckle the strap over your shoulder and adjust for comfort.



HANG IT

Connect the included hanger hooks (2) to the adjustable strap buckles. Open the hood of the vehicle and hook a hanger to each side of the hood. Adjust the strap to desired tightness.

Note: This work light is designed to fit vehicle hoods that are 53in - 70in wide.



ROTATING LIGHT BAND

The flexible light band can be independently rotated 120° from the handles for more control over the direction of the light source.



If you experience a problem, please do not return to your local store. Contact our Customer Service team at 800-255-6061 or [NEBOLIGHTS.com](https://www.nebolights.com)

For more information, detailed video instructions, and warranty registration, visit [NEBOLIGHTS.com](https://www.nebolights.com)

Alliance Consumer Group
700 Henrietta Creek Road
Roanoke, TX 76262
800.255.6061

All copyrighted and copyrightable materials, including, without limitation, the logo, design, text, graphics, pictures, copy writing and the selection and arrangement ("Materials") thereof are ALL RIGHTS RESERVED Copyright © 2024 Alliance Sports Group, L.P.

BATTERY: (2) Li-Ion, 18650 (3.7V, 2200 mAh, 16.3Wh)
The rechargeable battery comes pre-installed and is not user serviceable.

WARNING
Cancer and Reproductive Harm
www.P65Warnings.ca.gov
Made in China