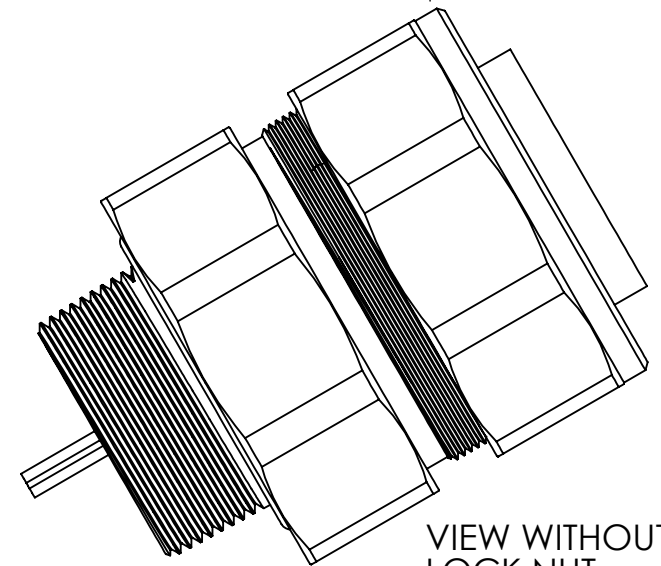
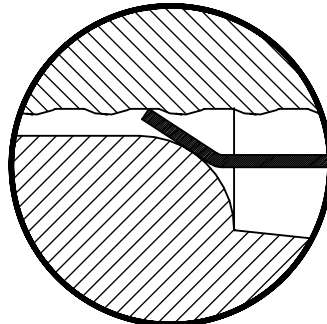
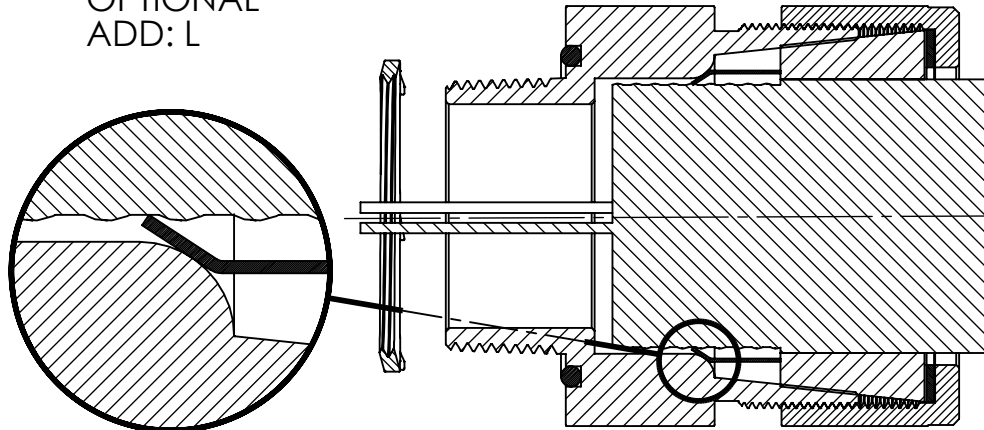


LOCK NUT  
OPTIONAL  
ADD: L

2-1/2 N.P.T.



REV.	DATE	CHANGE	UNLESS OTHERWISE SPECIFIED:	DRAWN	NAME	DATE	<b>REMKE</b> <b>REMKE INDUSTRIES</b> 310 CHADDICK DR, WHEELING, IL. 60090	
A	12/3/13	DRAWING RELEASED	DIMENSIONS ARE IN INCHES TOLERANCES: FRACTIONAL ± 1/64 ANGULAR: MACH ± 1° BEND ± 1° ONE PLACE DECIMAL ± .015 TWO PLACE DECIMAL ± .010 THREE PLACE DECIMAL ± .005  INTERPRET GEOMETRIC TOLERANCING PER: MATERIAL <b>ALUMINUM</b> FINISH  DO NOT SCALE DRAWING	JCN	JCN	12/13	TITLE:  SIZE <b>A</b> DWG. NO. <b>RTK-250-19</b>	
				CHECKED			SCALE: 1:2 SHEET 1 OF 1	
				ENG APPR.				
				MFG APPR.				
				Q.A.				
				<b>PROPRIETARY AND CONFIDENTIAL</b> THE INFORMATION CONTAINED IN THIS DRAWING IS THE SOLE PROPERTY OF REMKE INDUSTRIES. ANY REPRODUCTION IN PART OR AS A WHOLE WITHOUT THE WRITTEN PERMISSION OF REMKE INDUSTRIES IS PROHIBITED.				