
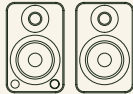
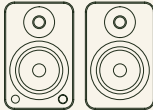


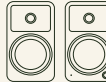





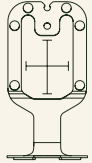




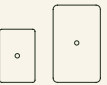
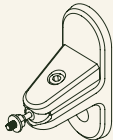
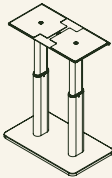


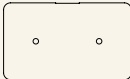
















	YU2	YU4	YU6	UKI	ORA	ORA4	REN	TUK
SKU								
TWEETER	3/4" Silk Dome	1" Silk Dome	1" Silk Dome	3/4" Silk Dome	3/4" Silk Dome	3/4" Silk Dome	1" Silk Dome	28 x 35 mm AMT
WOOFER	3" Composite	4" Kevlar®	5.25" Kevlar®	3" Concave Cone	3" Paper Cone with Magnetic Shielding	4" Aluminum Concave Cone with Magnetic Shielding	5.25" Aluminum Concave Cone	5.25" Aluminum Concave Cone
AMPLIFIER TYPE	Class D	Class D	Class D	Class D Bi-Amplified	Class D Bi-Amplified	Class D Bi-Amplified	Class D	Class D
POWER OUTPUT	100 W Peak (50 W RMS)	140 W Peak (70 W RMS)	200 W Peak (100 W RMS)	100 W Peak (50 W RMS)	100 W Peak (50 W RMS) 9 W RMS/Tweeter 16 W RMS/Tweeter	140 W Peak (70 W RMS) 12 W RMS/Tweeter 23 W RMS/Tweeter	200 W Peak (100 W RMS)	260 W Peak (130 W RMS)
FREQ. RESPONSE	80 Hz - 20 kHz	60 Hz - 20 kHz	50 Hz - 20 kHz	80 Hz - 22 kHz	70 Hz - 22 kHz	60 Hz - 22 kHz	50 Hz - 22 kHz	50 Hz - 20 kHz
INPUTS								
RCA		● Phono Switch	● Phono Switch	●	●	●	●	● Line Level & Phono
3.5 mm AUX	●	●	●				●	
BLUETOOTH		●	●	●	●	●	●	●
USB	● USB-B			● USB-C	● USB-C	● USB-C	● USB-C	● USB-B
OPTICAL		● X2	● X2				●	●
HDMI ARC							●	
OUTPUTS								
SUB-OUT	●	●	●	●	●	●	●	●
3.5 mm HEADPHONE OUT				●				●
USB CHARGE		●	●				●	●
1/4"-20 MOUNTING POINT		● Bottom	● Bottom	● Rear	● Rear	● Rear & Bottom	● Bottom	● Bottom
REMOTE		●	●				●	●

PRODUCT TYPE	TILTED STANDS			ELEVATED STANDS				RISING STANDS	
SKU	S2	S4	S6	SU2	SE2	SE4	SE6	SP6HD	SP9
COLOUR	Black / White	Black / White	Black / White	Black / White	Pink / Black / White	Black / White	Black / White	Black / White	Black / White
SUPPORTS UP TO	6 lbs	8 lbs	20 lbs	3.1 lbs	7.1 lbs	9 lbs	22 lbs	30 lbs	30 lbs
SPEAKER DAMPENING	Foam Padding	Foam Padding	Foam Padding	Silicone Padding	Silicone Padding	Silicone Padding	Silicone Padding	Foam Padding	Foam Padding
TOP PLATE DIMENSIONS	 2.8" x 4" (7.2 cm x 10.1 cm)	 3.9" x 6.1" (9.9 cm x 15.6 cm)	 4.8" x 7.1" (12.2 cm x 18 cm)	 OPENING W 2.1" (5.4 cm) H 2.6" (6.7 cm)	 3.1" x 4.7" (8 x 11.9 cm)	 3.9" x 6.3" (10 x 15.9 cm)	 5.3" x 7.4" (13.5 x 18.8 cm)	 4.3" x 7.1" (11 x 18 cm) 7" x 7" (17.8 x 17.8 cm)	 3.1" x 4.7" (8 x 11.9 cm) 4.3" x 7.1" (11 x 18 cm)
TILT ANGLE	16°	16°	16°	13°	6°	6°	6°		
HEIGHT	1.2" (3.4 cm)	2" (6 cm)	1.7" (4.3 cm)	6.5" (16.5 cm)	3.8" (9.7 cm)	5.6" (14.1 cm)	6.9" (11.75 cm)	6" (15.2 cm)	8.3" (21 cm)
SURFACE DAMPENING	Foam Padding	Foam Padding	Foam Padding	Silicone Padding	Silicone Padding	Silicone Padding	Silicone Padding	Foam Padding	Foam Padding
ATTACHMENT SCREWS		•	•	•		•	•	•	•
CABLE MANAGEMENT								•	•
RECOMMENDED SPEAKERS	Yu2, Ora	Yu4, Yu, Yup6, Ora4	Yu6, Tuk, Yup6, Ren	Uki, Ora	Yu2, Ora	Yu4, Yu, Yup4, Ora4	Yu6, Yup6, Tuk, Ren	Yu4, Yu6, Yup4, Yup6, Tuk, Ren, Ora4	Yu2, Yu4, Yu, Yup4, Ora, Ora4

*Works with similarly sized speakers

PRODUCT TYPE	WALL MOUNTED STANDS	CENTER CHANNEL STANDS	
	SPW3	SCH	S10
SKU			
COLOUR	Black / White	Black	Black
SUPPORTS UP TO	12 lbs	50 lbs	19 lbs
SPEAKER DAMPENING		Optional Foam Padding	Optional Foam Padding
	ATTACHMENT		
TOP PLATE DIMENSIONS	 1/4" - 20 Screw	 16.7" x 8.5" (42.5 x 21.6 cm)	 15.7" x 5.7" (39.9 x 14.5 cm)
TILT ANGLE	Up/Down = 21°/45° Left/Right = up to 90°		12°
HEIGHT	5" (12.8 cm)	15" - 24" (38.1 - 61 cm)	3.8" (9.7 cm)
SURFACE DAMPENING		 +  Domed Rubber Feet and Carpet Spikes	Foam Padding
ATTACHMENT SCREWS	•		
CABLE MANAGEMENT	•	•	
RECOMMENDED SPEAKERS	Ora, Uki, Ora4	Ideal for center channel speakers and soundbars	

*Works with similarly sized speakers

PRODUCT TYPE	FLOOR STANDS				FILLABLE FLOOR STANDS			ADJUSTABLE FLOOR STANDS	
SKU	ST28	ST34	SP26PL	SP32PL	SX22	SX26	SX30	SPH	SLH
COLOUR	Black / White	Black / White	Black / White	Black / White	Black / White	Black / White	Black / White	Black	Black
HEIGHT	28" (71.1 cm)	34" (86.3 cm)	26" (66 cm)	32" (81.3 cm)	22" (55.9 cm)	26" (66 cm)	30" (76.2 cm)	24"-42" (60.3-106 cm)	26"-40" (66-101.6 cm)
SUPPORTS UP TO	30 lbs	30 lbs	30 lbs	30 lbs	40 lbs	40 lbs	40 lbs	30 lbs	9 lbs
SPEAKER DAMPENING			Foam Padding	Foam Padding	Foam Padding	Foam Padding	Foam Padding		
TOP PLATE DIMENSIONS	 5.9" x 7.9" (15 x 20 cm)	 +  4.3" x 7.1" (11 x 18 cm) 7" x 7" (17.8 x 17.8 cm)	 +  5.25" x 6.5" (13.3 x 16.5 cm) 6.5" x 9.3" (16.5 x 23.5 cm)	 5.9" x 7.9" (15 x 20 cm)	 Dual Back, Bottom, and Rear				
SPEAKER ATTACHMENT POINT			•	•					•
BASE MATERIAL	Engineered Wood	Engineered Wood	Steel	Steel	Steel	Steel	Steel	Steel	Steel
FEET	 Domed Rubber Feet and Carpet Spikes				 Bespoke Isolation Feet with Hardfloor Disks		 Domed Rubber Feet and Carpet Spikes	 Domed Rubber Feet	
CABLE MANAGEMENT	•	•	•	•	•	•	•	•	•
FILLABLE					•	•	•		
RECOMMENDED SPEAKERS	Yu4, Yu6, YU, Ren, Tuk, Yup4, Yup6, Ora4					Ren, Tuk		Yu4, Yu6, YU, Ren, Tuk, Yup4, Yup6, Ora4	Ideal for small bookshelf or satellite speakers

*Works with similarly sized speakers