

# DRIVE REACH RV II

SKU: 474061 MAP: \$549.99

## FEATURES

- Improves cellular signal strength in RVs.
- Versatile Installation: Multiple outside antenna mounting options: fixed, pole/ladder, and T-track; with adjustable mounting bracket.
- Rugged, weather-resistant components; IP66-rated for dust and water protection; tested to military standards for shock and vibration resistance.
- Includes AC/DC wall power supply and 12V hardwire configurations.
- Easy to install and works on all types of RVs.
- Works on all cellular devices and carriers.

## KIT INCLUDES



Drive Reach Signal Booster, Bracket, Power Supply & Hardwire Power Supply with In-line Fuse Holder



Inside Antenna



Outside Antenna, 25 ft. Cable, Cable Entry Cover & Heat Shrink Tubes



13 in. Mast Ext., Side-Exit Adapter, Spring & Thread Lock Pack



Overland Mounting Bracket & Mounting Hardware



## ABOUT

The **Drive Reach RV II** is an advanced cellular signal booster specifically designed for RVs. It enhances signal coverage, providing reliable connectivity even in remote areas. The system includes a new high-performance inside antenna, adjustable mounting options for the outside antenna, superior cabling, and versatile power solutions. With a durable, weather-resistant design, the Drive Reach RV II ensures optimal performance in any environment, making it an essential companion for RV enthusiasts.

The Drive Reach RV II is ideal for RV owners who require consistent cellular connectivity on the road. Whether you're traveling through remote areas, camping in national parks, or staying in RV parks with weak signals, this booster ensures you stay connected. It supports multiple devices, enhances data speeds, and reduces dropped calls, making it perfect for work, entertainment, and emergency communication needs while traveling. The versatile installation options and rugged design ensure it fits seamlessly into any RV setup, providing reliable performance wherever your adventures take you.

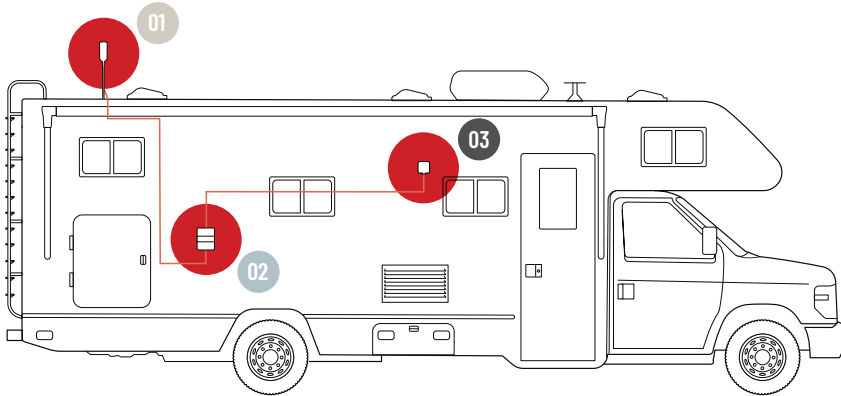
## SPECIFICATIONS

MODEL NUMBER	474061 <sup>†</sup>	
FREQUENCIES	Band 12/17	700 MHz
	Band 13	700 MHz
	Band 5	850 MHz
	Band 4	1700/2100 MHz
	Band 25/2*	1900 MHz
MAX GAIN	50 dB	
IMPEDANCE	50 Ohm	
POWER	12V, 1.8A	
CONNECTORS	SMA Female	
BOOSTER DIMENSIONS	6 × 4.5 × 1.5 in.	
BOOSTER WEIGHT	1.8 lbs	

\*New frequency band utilized by Drive Reach RV

<sup>†</sup>**WARNING:** This product can expose you to chemicals including Nickel, which is known to the State of California to cause cancer, and Bisphenol A, which is known to the State of California to cause birth defects or other reproductive harm. For more information go to [www.P65Warnings.ca.gov](http://www.P65Warnings.ca.gov)

## HOW IT WORKS



- 01 **Outside antenna:** The outside antenna communicates back and forth with nearby cell towers.
- 02 **Booster:** The booster amplifies any cell signals it receives from the outside antenna.
- 03 **Inside antenna:** The inside antenna broadcasts these signals for use throughout the RV.

## PACKAGE DIMENSIONS

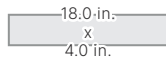
18.0 L x 13.5 W x 4.0 H



FRONT



SIDE



TOP/BOTTOM




WEIGHT

MASTER CARTON: 25 x 20 x 15 | 40 Lbs. | QTY 5




474061\_Drive-REACH-RVII\_SS\_01.23.25

## SUPPORT

 2-Year Warranty from Purchase.

**Website:** <http://support.weboost.com>

**Phone:** +1 866 294 1660  
Monday to Saturday



## UPC

