


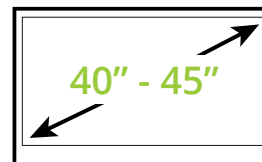
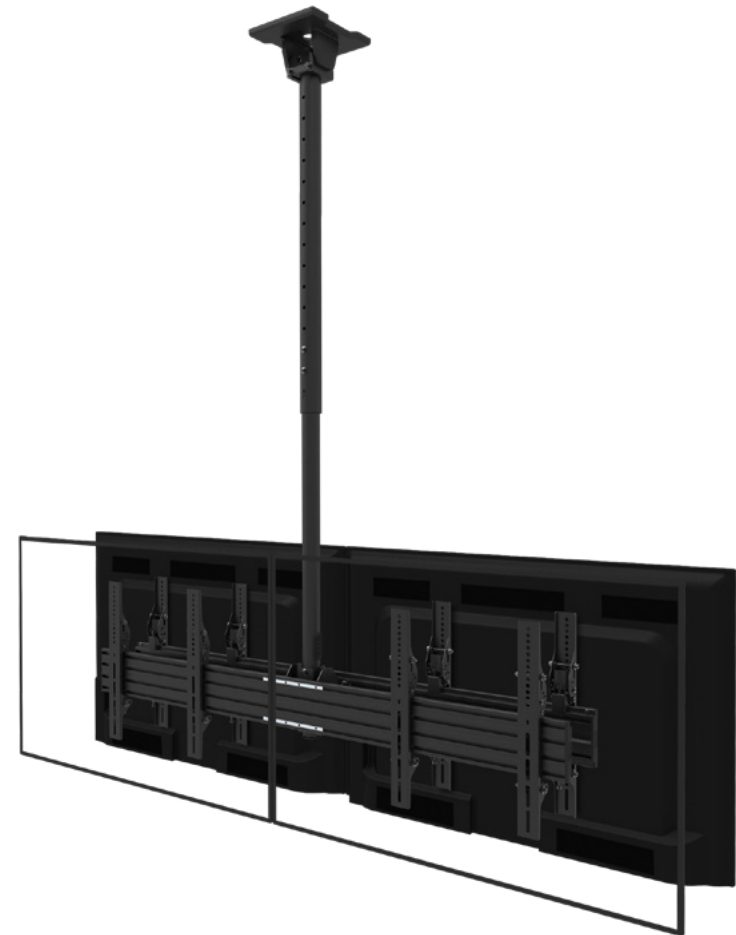
FULL MOTION CEILING MOUNTS

CM600B4B

The CM600B4B Quad TV Ceiling Mount is the perfect solution for AV installations requiring multiple screens. Supporting panels up to 45", CM600B4B allows you to mount four displays in a back-to-back configuration with two facing each direction. The pivoting ceiling plate offers flexibility to attach to flat, angled, or vertical surfaces. With a telescoping extension pole providing 23" of height adjustment and 360° rotation, you can position your screens exactly where you need them. The adjustable leveling screws and four discrete tilt options, with up to 15° forward or 6° backward tilt, ensure perfect screen alignment. Additionally, the mount includes unobstructed cable management along the entire length of the pole, keeping your installation clean and organized.

FEATURES & SPECIFICATIONS

- Fits most TVs from 40" to 45"
- Supports 4 screens up to 50 lb (22.7 kg) per screen
- Accommodates VESA sizes from 75x75 to 600x400
- Swings 90° to accommodate sloped ceilings
- Tilt mechanism provides +15° to -6° of tilt
- 360° of swivel
- Height adjustable from 42.7" - 61.5" (108.5 - 156.1 cm) from ceiling to center of TV
- Adjustable horizontal levelling
- Integrated cable management
- Anodized aluminum and solid steel construction with durable powder coated finish
- Includes manual and all mounting hardware for wood and concrete installation
- Five year manufacturer's warranty
- Shipping box weight: 41.5 lb (18.8 kg)
- Shipping Box Dimensions: 34.3" x 9.2" x 8.7" (87.2 x 23.3 x 22 cm)
- Product Weight: 37.3 lb (16.9 kg)
- UPC: 800152722641



TECHNICAL ILLUSTRATIONS



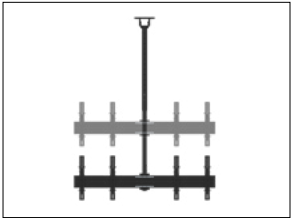
BACK-TO-BACK SCREENS

The back-to-back mounting extrusions allow you to secure four panels increasing visibility and ensuring content reaches a wider audience.



FLEXIBLE MOUNTING OPTIONS

The pivoting ceiling plate secures the CM600B4B to a flat or angled ceiling, structural beams, or vertical walls expanding the options of where you can display content.



ADJUSTABLE HEIGHT

The telescoping extension pole provides height adjustment between 42.7" and 61.5" from the ceiling to the center of the TV, ensuring perfect screen positioning.



PERFECT SIGHTLINES

With 360° swiveling and tilt options of 15° forward or 6° backward, the CM600B4B ensures content aligns perfectly with the audience's sightlines.



CABLE MANAGEMENT

The hollow core of the extension pole provides an unobstructed path for cable routing, while an opening in the mounting plate allows cables to continue through to the mounting surface, keeping them hidden and organized.

