


TILTING MOUNT


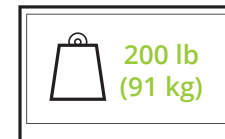
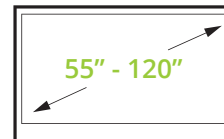
T6090

T6090 allows you to secure the largest TV panels available with a 200 lb weight capacity and generous 1100x600 VESA support. Featuring 15 degrees of tilt, you can easily adjust the viewing angle to your liking or optionally lock the tilt angle in five degree increments to prevent tampering. T6090 allows you to position your TV perfectly with horizontal leveling screws while the extra-wide wall plate lets you shift your TV into the perfect spot. Quick release TV brackets provide easy TV servicing and a 2" profile keeps everything looking low profile.

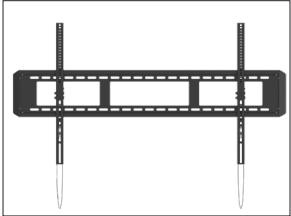


FEATURES & SPECIFICATIONS

- Fits most TVs from 55" to 120"
- Supports TVs up to 200 lb (91 kg)
- Accommodates VESA sizes from 100x100 to 1100x600
- Sits 2" (5 cm) from the wall
- Tilt mechanism provides +10° to -5° of angle
- Adjustable horizontal leveling
- 47.6" (121 cm) wall plate accommodates up to three 16" studs, or offsetting on 24" stud centers
- Quick release cords allow for easy removal of your TV
- Solid steel construction with durable powder coated finish
- Includes manual and all mounting hardware for wood stud and concrete installation
- Five year manufacturer's warranty
- Shipping box weight: 15.9 lb (7.2 kg)
- Shipping Box Dimensions: 47" x 9.6" x 3.7" (119.5 x 24.5 x 9.5 cm)
- Product Weight: 14.3 lb (6.5 kg)
- UPC: 800152712192




TECHNICAL ILLUSTRATIONS



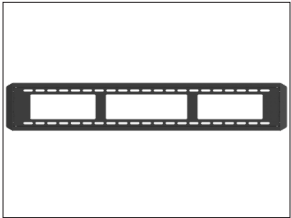
EXTRA LARGE TV SUPPORT

A 200 lb weight capacity and support for VESA patterns up to 1100x600 make T6090 compatible with nearly all 55"-120" TVs.



PROFESSIONAL POSITIONING

T6090 features 10° of forward tilt and 5° rear tilt. It can be locked at +5°, 0°, or -5° to prevent adjustments when used in public spaces.



PERFECT PLACEMENT

The extra wide wall plate can span across two or three studs allowing you to position your TV anywhere along your wall regardless of stud spacing.



EASY SERVICING

Spring-loaded TV brackets click into place and feature quick release cords that allow you to easily detach the TV when servicing is required.



ON THE LEVEL

Extra tall adjustment screws allow you reach over large, already-installed panels, and adjust horizontal leveling using a screwdriver or socket.

