

## Can you see the caulk?



Wood was stained, then caulked.

## Where to use

Use Conceal® anywhere you want to match the color and texture of your wood surface:

- On wood siding, including pine, cedar, redwood and many others
- Around wood window and door trim
- Where wood siding meets corner boards
- Where wood siding meets chimneys or brick

## Where Not to Use Conceal®

- Areas of continuous submersion
- Areas exposed to foot or vehicular traffic

## Limited Lifetime Warranty

Sashco warrants this product will substantially meet published specifications on the date of sale. If it fails to do so, return unused portion with original sales receipt for replacement or refund, at Sashco's sole option. These are purchaser's sole and exclusive remedies for any breach of warranty. Purchaser must determine suitability of product for purchaser's specific needs and assumes all risk associated with its use. Sashco will not be liable for direct or indirect damages.

Except as stated above there are no warranties for this product. **The foregoing express warranty is in lieu of all other warranties, express or implied, including without limitation implied warranties of merchantability or fitness for a particular purpose, which warranties are specifically excluded and disclaimed.** This Limited Warranty gives you specific legal rights. You may have other rights which vary from state to state. Some states do not allow exclusion of implied warranties in consumer or other sales, limitations on the duration of implied warranties, or exclusion or limitation of incidental or consequential damages. Thus, the limitations or exclusions contained above may not apply to you depending upon your specific circumstances.

## Typical Properties

**Colors:** Frontier Gold, Harvest Wheat, Gold Tone, Red Tone, Brown Tone, Redwood, Grizzly Brown

**Packaging:** 10.5 oz. cartridges, 29 oz. cartridges and 5 gal. pails

**Joint size:** Up to 2" wide

**Paintability:** With latex paint/stain in 24 hours or oil-based paint/stain after 1 week

**Application Range:** Surface temp of 40°-90°F (4°C-32°C)

**Service Range:** -30°-250°F (-34°-121°C)

**Tensile Properties:** At 50% stretch: 100% recovery in 1 min.

At 100% stretch: 96% recovery in 1 min.

**VOCs:** <1.5% by weight, max.

Property	Results	Test Method
<b>Durability</b>	25% total joint movement (10 cycles at 15°F)	ASTM C-719
<b>Hardness, Shore A</b>	20 (21 day cure)	ASTM C-661
<b>Slump</b>	<1/8"	ASTM D-2202
<b>Solids</b>	73% by weight	ASTM C-1250
<b>Extrusion Rate</b>	1100 g/min (1/8" orifice at 40 psi)	ASTM C-603
<b>Cured</b>	1 week (dependent on temperature, humidity and bead size/thickness)	ASTM C-679
<b>Tack-free</b>	Less than 1 hour	ASTM C-679
<b>Low Temp. Flexibility</b>	Pass (not artificially weathered)	ASTM C-734
<b>Freeze-Thaw Stability</b>	Passes 10 cycles (0°-70°F (-18° -21°C))	ASTM C-731
<b>Adhesion-in-peel Passing Substrates</b>	Woods — cedar, redwood, pine and similar woods, Vinyl, Engineered wood, Metals, Stone, Granite, Marble, Brick, Fiberglass, ABS, Acrylic	ASTM C-794

### Specifications:

- Meets FHA requirements
- Meets or exceeds Federal Specification TT-S-00230 C
- ASTM C-834
- ASTM C-920, Type S, NS, Class 25, Use NT, M, A. Exceeds 10% weight loss.

The data reported here are believed to be reliable. No warranty is made concerning the accuracy of or the results obtained from their use.

*Easy to Use - Hard to See*  
**Conceal**®  
*Textured Caulk for Wood*



- *Lightly textured to blend in with wood*
- *Great adhesion and elasticity*
- *Works great with any Sashco stain*



14802 Grant St. Thornton, CO 80023  
 1-800-767-5656 • sashco.com



1-800-767-5656 • www.sashco.com

## Conceal® Textured Caulk

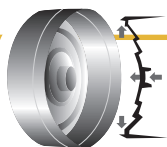
You love the look of wood, not caulking. Conceal is lightly textured to simulate the natural roughness of wood and comes in 7 colors designed to complement the most popular stain colors. The caulking disappears into the woodwork, and your home is sealed from the elements. With Conceal, you don't have to see it to know it's there.



## Why Use Conceal?

- Lightly textured to blend in with wood
- Superior elasticity, memory and adhesion
- Won't crack, tear or pull away
- Cleans up with soap and water
- Interior/exterior use
- Resistant to rainfall in 1-4 hours\*
- Easy to tool
- Compatible with all Sashco stains
- Colors made to complement Transformation Stain®

\* In severe conditions (under 45°F and/or 70%+ humidity), full rain resistance may take longer. Cover caulk with plastic sheeting if rainfall is expected within 24 hours after installation.



### Alyster Plunger

10.5 cartridges come with Sashco's unique Alyster plunger.

A flexible telescopic diaphragm not only stops material flow, it actually pulls material back into the nozzle!

- **Tight Seal** — Increases shelf life and minimizes leakage.
- **Stop Flow** — The flexible telescopic diaphragm assures that material flow will stop when caulk gun pressure is released.

## Before You Start: Good Tips to Know

### Compatibility is important!

Any product already on the wood that contains waxes, non-drying oils, or silicones can interfere with the adhesion of Conceal, or most any caulk, and must first be removed. Conceal is compatible with all Sashco wood stains. If unsure about Conceal's compatibility with another product, please call Sashco before applying Conceal (1-800-767-5656).

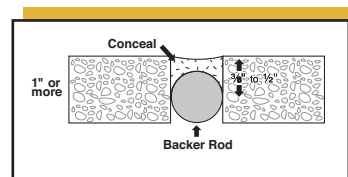
## Application Steps

### Surface Preparation:

Best results are obtained when Conceal is applied to wood surfaces that:

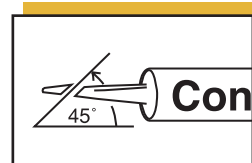
- Are clean — free of mold/mildew, pollen, dust, oils, dirt, loose wood fibers and any old caulking residue
- Are dry — applying Conceal to damp wood may affect adhesion
- Have a surface temperature between 40°F and 90°F (4°-32°C).

**Joint Design:** To ensure best elasticity and use less caulk, insert backer rod into joints deeper than ½" (refer to the diagram for details).




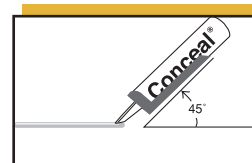
### Applying Conceal:

- Cut the nozzle at a 45° angle to desired bead size.
- Gun out a smooth bead.
- Tool with a damp foam brush or your finger to ensure a tight seal to both sides of the joint.
- Clean excess product off surfaces (before it cures) with a putty knife and/or a damp rag.



## Clean Up & Storage

- Clean hands with warm water and soap.
- Tightly wrap nozzles of open cartridges with plastic wrap and a rubber band. Store in moderate temperatures.
- Dispose of Conceal in accordance with local regulations. Do not dispose of in drinking water supplies.



## First Aid

**EYES:** Immediately flush with large quantities of water for at least 15 minutes. If irritation persists, see a medical doctor.

**SKIN:** Wash with soap and water and rinse thoroughly. Wash contaminated clothing before use.

**INHALATION:** Remove to fresh air.

**INGESTION:** If large quantities are swallowed, **Do Not Induce Vomiting** — seek medical help.

For additional application tips and information on other Sashco high performance products, visit [www.sashco.com](http://www.sashco.com).



For additional information visit  
**sashco.com**