

HOW MUCH PER TIRE?

www.slime.com/calculator



4 oz. (118 mL)



8 oz. (237 mL)



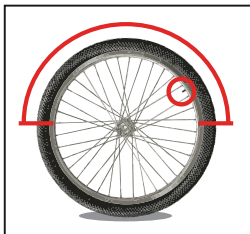
4 oz. (118 mL)



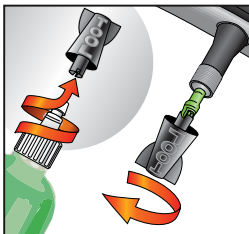
8 oz. (237 mL)

- Instantly Seals **Tread Area** Punctures Up to 1/8" (3mm) in Size
- Works Continuously for 2 Years
- Compatible with Schrader and Removable Presta Valves
- Works in Extreme Temperatures
- Non-Flammable & Non-Toxic
- Cleans Up with Water

HOW DO I INSTALL SLIME?



1 Position valve in upper half of tire.



2 Slowly remove valve core with tool in cap.



3 Allow tire to fully deflate.

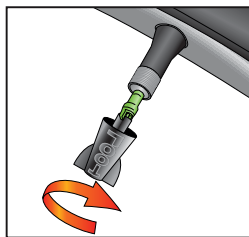


4 Remove object (if possible).

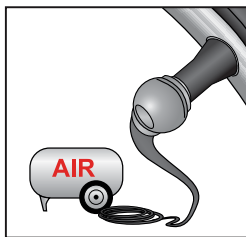
4 oz. ■ 118 mL



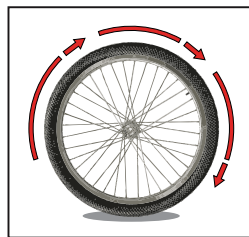
5 Attach hose and squeeze in Slime.



6 Reinstall valve core.



7 Just add air.



8 Spin tire to distribute sealant.