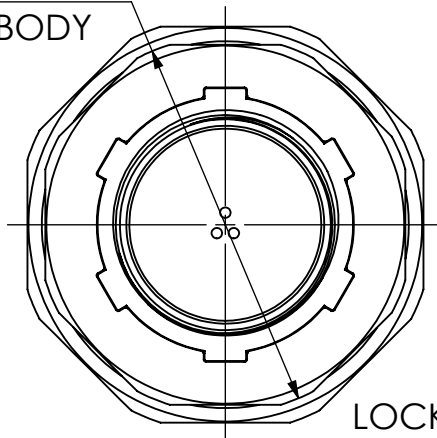
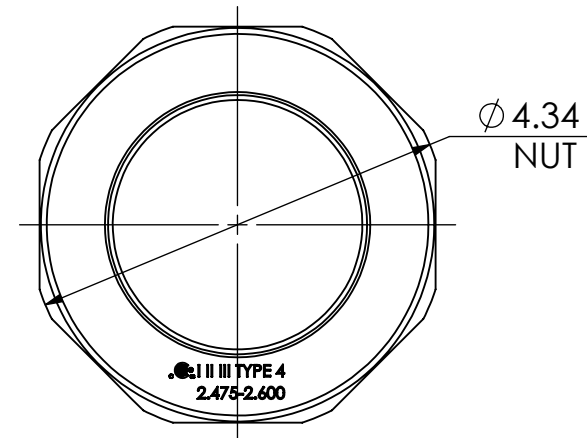
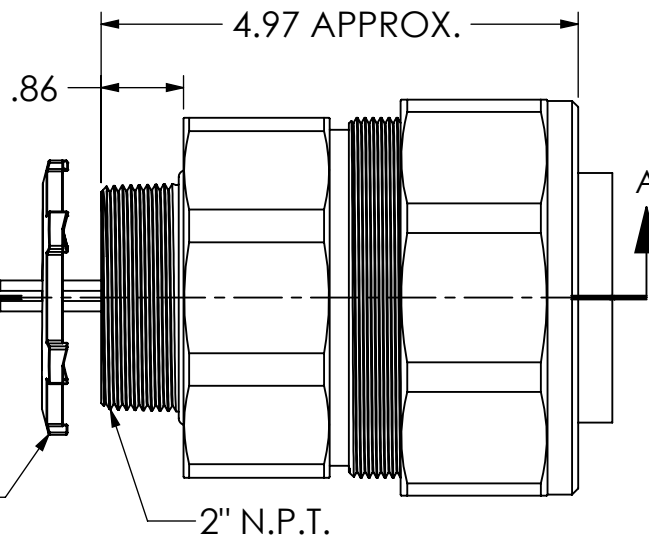


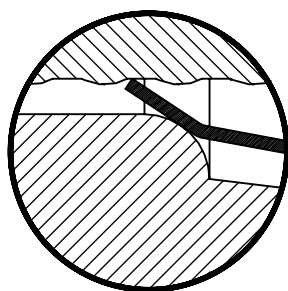
Ø3.92
BODY



LOCK NUT
OPTIONAL
ADD: L

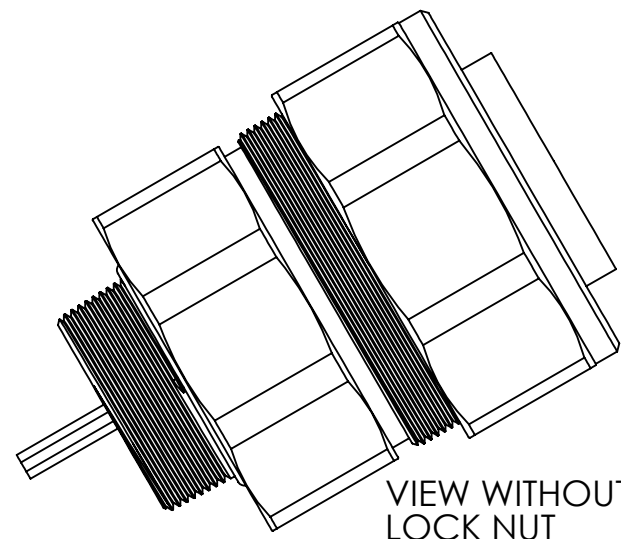


O-RING




DETAIL B
SCALE 2 : 1

SECTION A-A



VIEW WITHOUT
LOCK NUT



REV.	DATE	CHANGE	UNLESS OTHERWISE SPECIFIED:		NAME	DATE		
A	12/2/13	DRAWING RELEASED	DIMENSIONS ARE IN INCHES TOLERANCES: FRACTIONAL ± 1/64 ANGULAR: MACH ±1° BEND ±1° ONE PLACE DECIMAL ±.015 TWO PLACE DECIMAL ±.010 THREE PLACE DECIMAL ±.005	DRAWN	JCN	12/13		
				CHECKED				
				ENG APPR.				
				MFG APPR.			TITLE:	
			INTERPRET GEOMETRIC TOLERANCING PER:	Q.A.				
			MATERIAL ALUMINUM	PROPRIETARY AND CONFIDENTIAL THE INFORMATION CONTAINED IN THIS DRAWING IS THE SOLE PROPERTY OF REMKE INDUSTRIES. ANY REPRODUCTION IN PART OR AS A WHOLE WITHOUT THE WRITTEN PERMISSION OF REMKE INDUSTRIES IS PROHIBITED.				
			FINISH					
			DO NOT SCALE DRAWING			SIZE A		DWG. NO. RTK-200-17
						SCALE: 1:2		SHEET 1 OF 1