

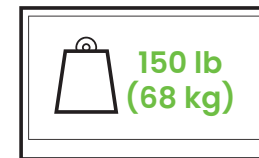
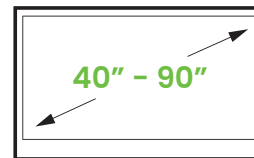
TILTING PORTRAIT MOUNT

T300P

T300P low profile tilting portrait TV mount lets you vertically mount displays for a professional viewing experience. Supporting screens up to 150 lbs and VESA patterns up to 400x600, it offers 10° forward and 4° backward tilt adjustments to optimize viewing angles. Despite accommodating large displays, T300P maintains a slim 1.8" profile for a clean, modern appearance. Quick-release arms and an open-frame design simplify installation and cable management, while leveling adjustments and a wide wall plate enable precise panel alignment. Ideal for commercial setups or digital signage, the T300P combines safety and functionality with ease. Whether you're upgrading a commercial installation or wall-mounting a menu board, T300P delivers the perfect blend of safety and functionality.

FEATURES & SPECIFICATIONS

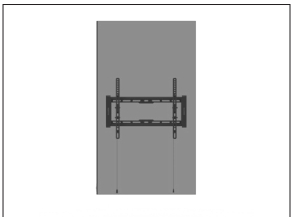
- Fits most TVs from 40" to 90"
- Supports TVs up to 150 lb (68 kg)
- Accommodates VESA sizes from 100x100 to 400x600
- Sits 1.8" (4.6 cm) from the wall
- Tilt mechanism provides +10° to -4° of angle
- Adjustable horizontal leveling
- 22.4" (97 cm) wall plate accommodates up to 16" stud spacing
- Quick release cords allow for easy removal of your TV
- Solid steel construction with durable powder coated finish
- Includes manual and all mounting hardware for wood stud and concrete installation
- Five year manufacturer's warranty
- Shipping box weight: 7.5 lb (3.4 kg)
- Shipping Box Dimensions: 32.3" x 9.8" x 3.2" (82 x 25 x 8.2 cm)
- Product Weight: 5.6 lb (2.6 kg)
- UPC: 800152723631






PORTRAIT MOUNTING

T300P lets you mount displays vertically to showcase content in portrait orientation. Designed specifically for digital signage and menu boards, it provides a secure and reliable solution for portrait displays.



HEAVY-DUTY SUPPORT

Supporting panels up to 150 lbs and VESA patterns up to 400x600, T300P is ideal for retail, hospitality, and restaurants. Whether mounting digital signage or menu boards, it can handle any commercial setup.



HASSLE-FREE INSTALLATION

Quick-release arms make servicing displays simple, while magnetic ends on the release cords keep them out of public reach. The open-frame design accommodates outlets and streamlines cable management for a clean, professional setup.



PERFECT ALIGNMENT

Leveling adjustments ensure a symmetrical, professional look on the first installation. With 10° forward and 4° backward tilt adjustments, helps to reduce glare and optimize viewing angles for maximum impact.



LOW PROFILE

Despite its robust performance, T300P maintains a slim 1.8" profile. Its sleek, low-profile design enhances any environment without drawing attention to itself.

TECHNICAL ILLUSTRATIONS

