


June | 2023

NZ

Reid™ Panel Shims

Compliance Document



Reid™ Panel Shims
comply with
NZ GPG 2018
& AS 3850

reids.co.nz | 0800 88 22 12

Reid™ Panel Shims



Reid™ Panel Shims have been independently tested & rated with a 20t Working Load Limit (WLL) as determined in accordance with AS 3850.1:2015 (+AI 2019).

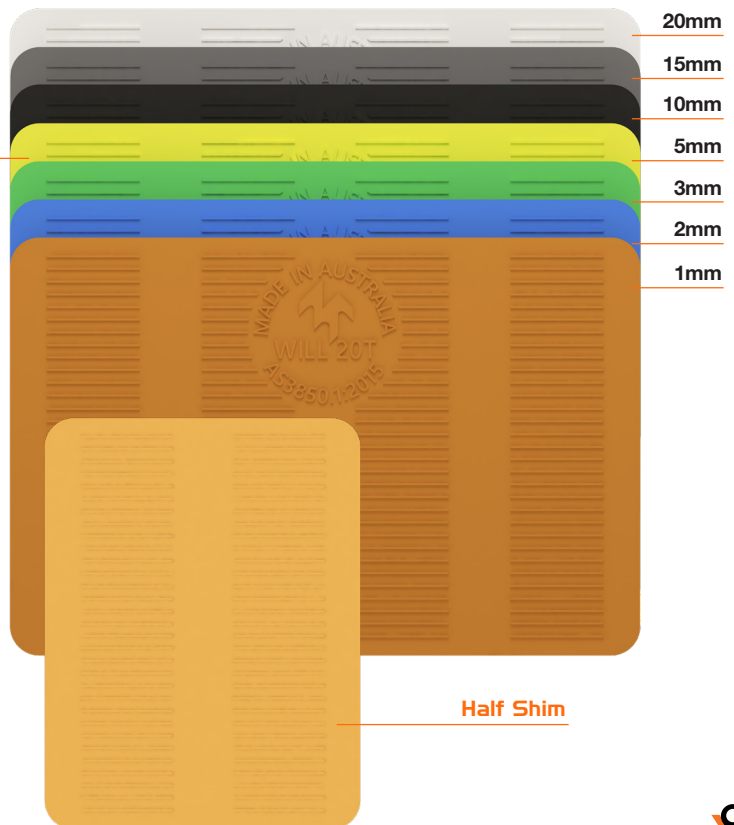


Figure 1: Blue Full Panel Shim (2mm)

Figure 2: Reid™ Panel Shim Range



Full Shim



Reid™ Panel Shims comply with NZ GPG 2018 & AS 3850

Reid™ Panel Shims Key Features:

- Reid Panel Shims have been designed for the temporary leveling & support of precast elements.
- They are manufactured in our ISO accredited Australian factory.
- Reid Panel Shims are colour coded by thickness, for easy identification.
- They are also permanently marked with the Reid logo & 20t WLL for easy identification.
- Reid Panel Shims have a coefficient of friction of 0.3



Compliance Details

NZ GPG 2018 section 10.6 states to refer to AS 3850 for compliance guidance

Table I: AS 3850.I:2015 (+AI 2019) Compliance Details

Clause	Requirement	Compliant
2.2	The Working Load Limit has been determined by testing in accordance with Appendix A, using a FOS per Table 2.1	
2.8.1	Deform elastically at full load	
	Not continue to creep more than 5% up to 15 mins at full load;	
	Not continue to creep more than 3% after 15 mins at full load up to 48 hrs;	
	Resist corrosion stains, not be affected by cold weather, alkali, ground chemicals	
	Not oxidize or expand when exposed to moisture	
	Permanently marked with WLL & for traceability	
	WLL derived using statistical methods based on ultimate load determined from the onset of plastic deformation	
2.8.2	The Working Load Limit has been determined by testing in accordance with Clause 2.2 & the compressive strength of the material per Appendix A.	
A3	Testing and recording of results	
A4	A4 Statistical evaluation of test results, using formula A4, $X_k = x(1 - k_s COV)$. 4	
A5	Production Validation through testing to confirm compliance of critical specification requirements (dimensions, material properties and load bearing capacity where appropriate).	*see note on p5
A11.3	Shim specimen to be conditioned in accordance with ASTM D618, procedure A.	
A11.4	Compression test per ASTM D695	
A11.5	The compressive strength shall be expressed in MPa and Determined from the stress to deform or rupture the specimen.	
A11.6	Tested with WLL load X FoS per table 2.1 for 48 hrs @ 15-25° C.	
	Tested with WLL load for 12 hrs @ 40° C.	

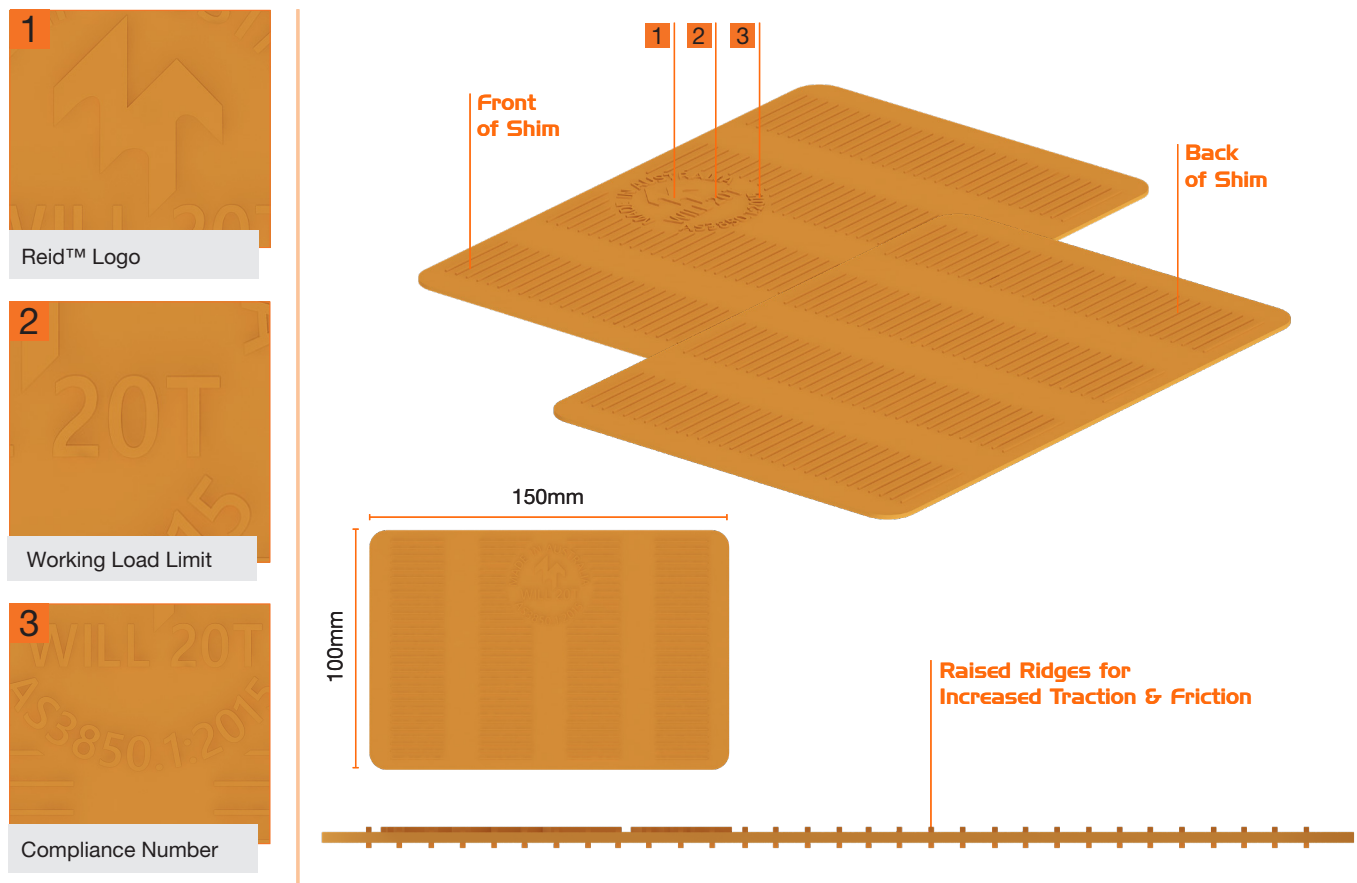


Product Specifications

Table 2: Full Panel Shim Product Codes

Product Codes	Shim Thickness (mm)	Dimensions (mm)	Working Load Limit (WLL)	Colour	Pack Qty
SHIM01L	1	150 x 100	20t	Brown	100
SHIM02L	2	150 x 100	20t	Blue	200
SHIM03L	3	150 x 100	20t	Green	100
SHIM05L	5	150 x 100	20t	Yellow	100
SHIM10L	10	150 x 100	20t	Black	40
SHIM15L	15	150 x 100	20t	Grey	40
SHIM20L	20	150 x 100	20t	White	30

Reid™ Full Panel Shim Features & Markings



Testing & Verification



Reid™ Panel Shim packaging contains our reid logo, WLL & batch number for traceability



In addition to batch testing, our Panel Shims have also been independently tested by an accredited NATA laboratory.



NATA Independent Testing Scenarios



Figure 3: Compression Test



Figure 4: Test setup used for elevated temperature compression test

Terms and Conditions

All Reid™ branded products and all products manufactured at our Melbourne manufacturing facility are designed, manufactured, tested and supplied in compliance with our Quality Management System which has been independently audited and certified by SAI Global to ISO 9001:2015. ramsetreid™ undertake strict quality control processes to ensure performance specifications and metallurgical properties are maintained.

customer service

Reid™ New Zealand

Customer Service Centre

Tel: 0800 88 22 12

Email: sales@reidanz.com

Web: www.reids.co.nz

Reid™ Construction Systems (RCS) 1 Ramset Drive, Chirmside Park 3116

Information in this document is correct at the time of printing. Readers should contact RCS or consult RCS detailed technical information to ensure product is suitable for intended use prior to purchase.

ITW Australia Pty Ltd ABN 63 004 235 063 trading as RCS

© copyright 2023. ™ Trademarks of Cétram Pty. Ltd. Used under license by RCS

Important Disclaimer: Any engineering information or advice ("Information") provided by RCS in this document is issued in accordance with a prescribed standard, published performance data or design software. It is the responsibility of the user to obtain its own independent engineering (or other) advice to assess the suitability of the Information for its own requirements. To the extent permitted by law, RCS will not be liable to the recipient or any third party for any direct or indirect loss or liability arising out of, or in connection with, the Information.

