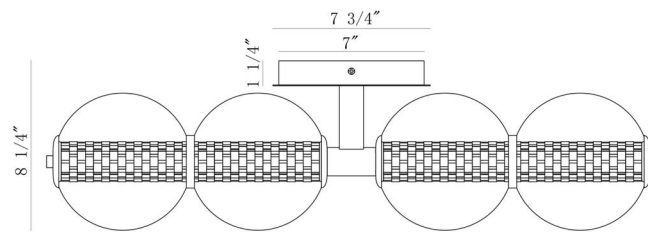
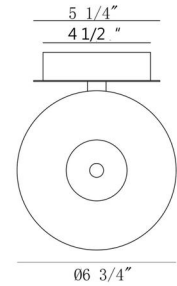
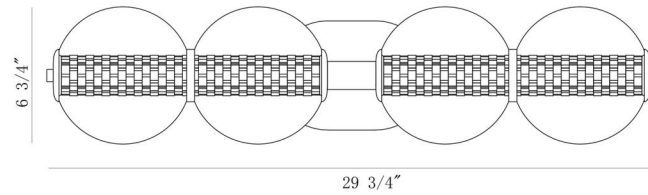


JOB NAME:

DATE:

TYPE:

COMMENTS:



## LIGHT INFORMATION

Light Type	Integrated LED
CRI	90
Delivered Lumens	1782
Color Temperature	3000K
LED Lifespan (L70)	50000
Number of Lights	4
Light Direction	Ambient
Dimming Method	Triac/Elv
Current Type	DC
Input Voltage	120-277
Total Wattage	20

## DIMENSIONS & WEIGHT

Width (In)	29.75
Height (In)	6.75
Ext (In)	8.25
Weight (Lbs)	6.57

## INSTALLATION

Mounting Type	J-Box
Rating	Damp
Hanging Support Type	J-Box

## PRODUCT FINISH

Matte Black

## SHADE FINISH

Globe Clear Glass

## CERTIFICATIONS & COMPLIANCE

