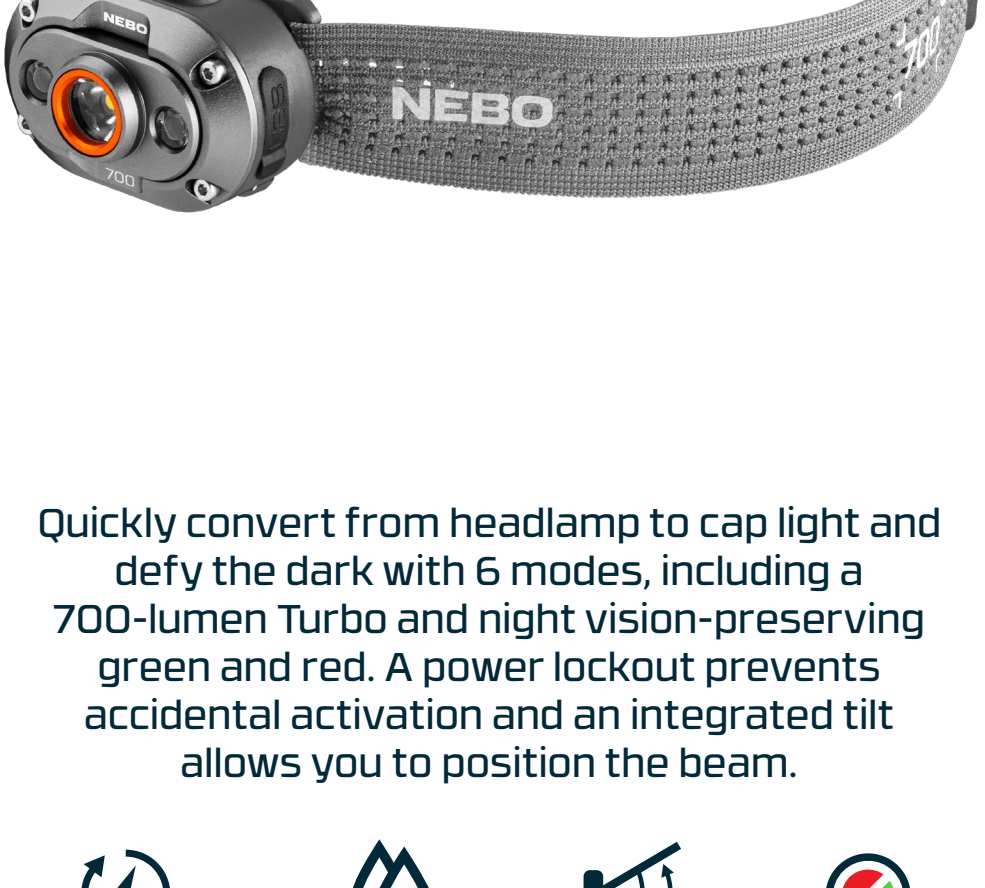


# NEBO<sup>®</sup>

## MYCRO<sup>®</sup> 700



Quickly convert from headlamp to cap light and defy the dark with 6 modes, including a 700-lumen Turbo and night vision-preserving green and red. A power lockout prevents accidental activation and an integrated tilt allows you to position the beam.



USB-C  
RECHARGEABLE



IPX4 WATER  
RESISTANT



130°  
TILT



RED & GREEN  
LIGHT MODES



## USB-C RECHARGEABLE

Fully recharge in 1 hour

### CHARGING INSTRUCTIONS

To charge, connect the headlamp to a power source using the included USB cable.



### CHARGING INDICATOR

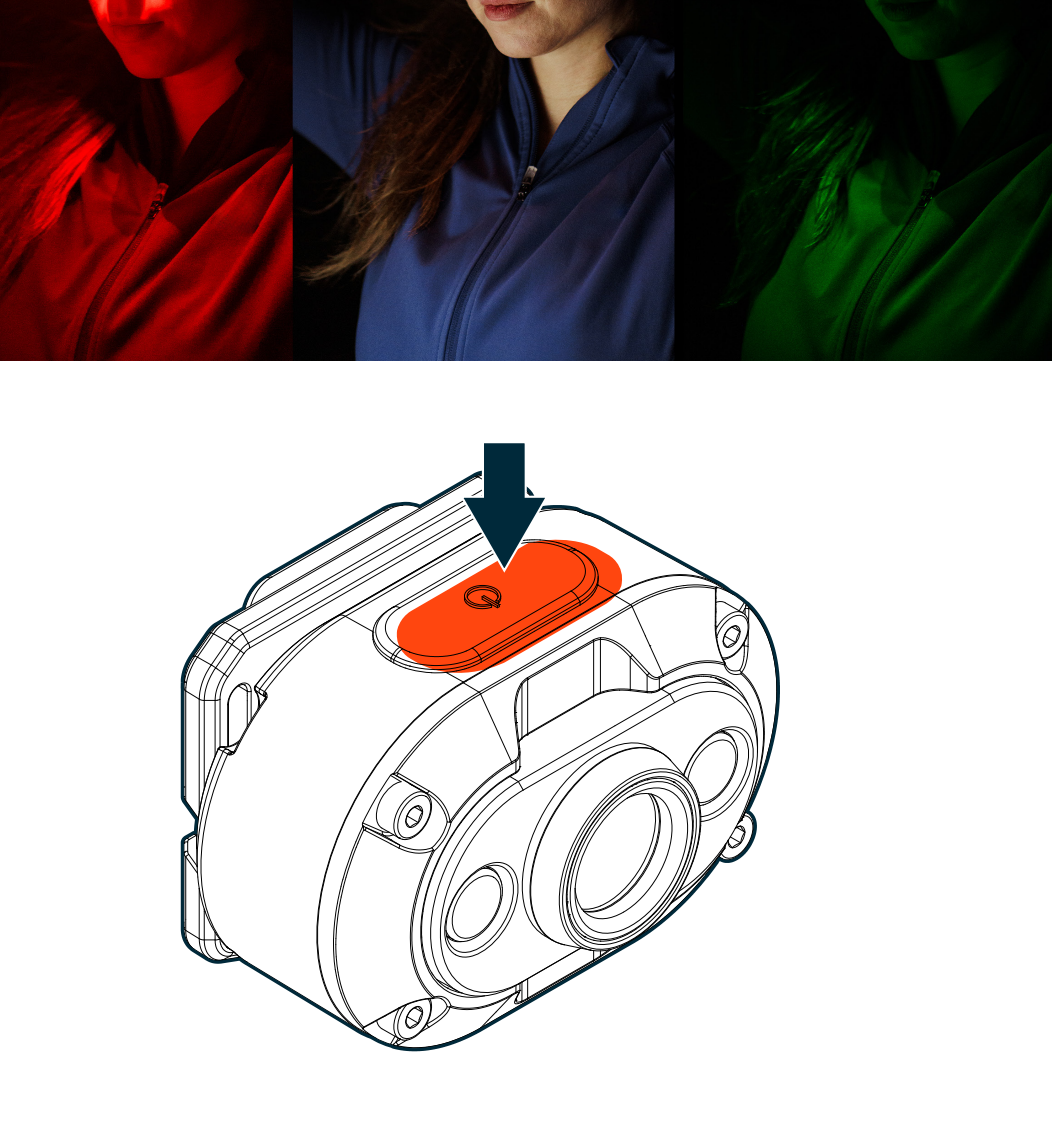
Two LED on front of the headlamp serve as charging status indicators.



Solid Red: Charging



Solid Green: Fully Charged

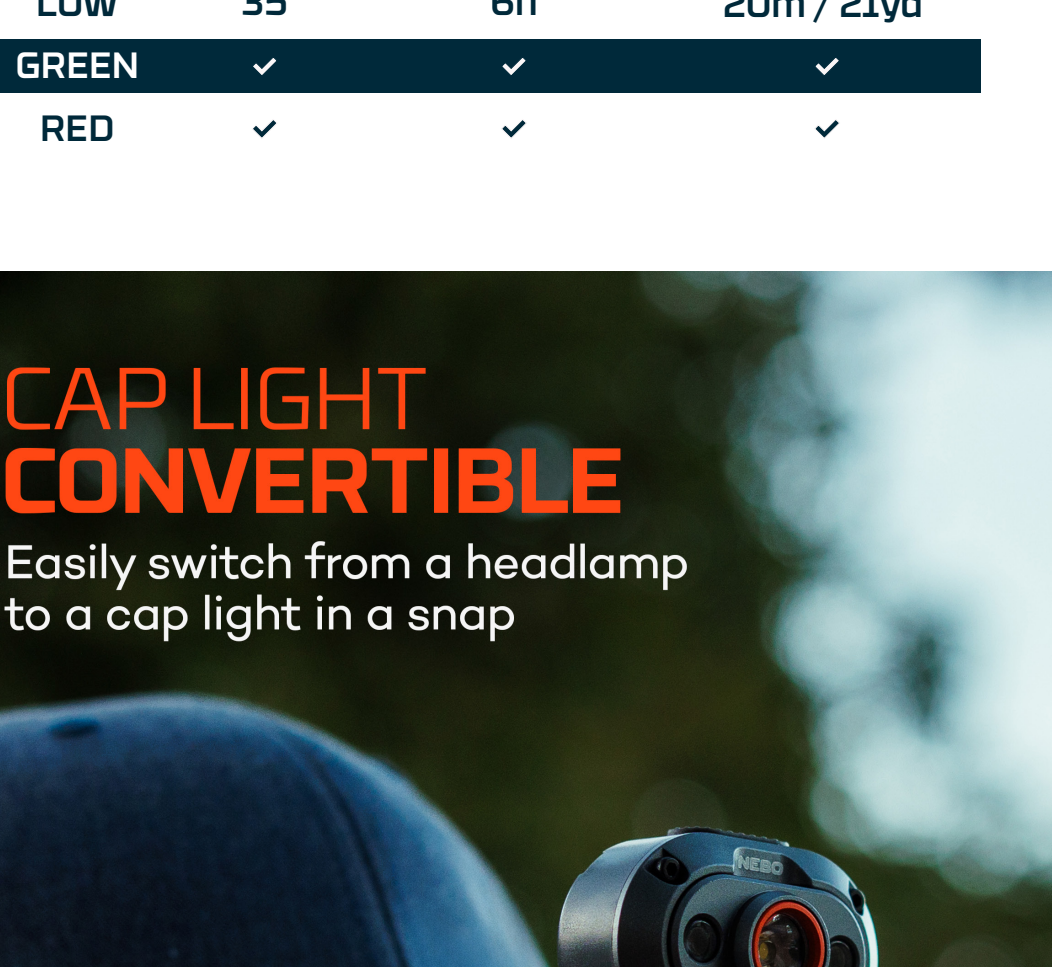


## 700 MAX LUMENS

Six light modes with  
35-700 lumen range

## 3 COLOR MODES

Red, white, and green modes give you control over darkness and options to protect your night vision



### OPERATION

Press the power button repeatedly to cycle through light modes.

High > Medium > Low > Green > Red > Off

### MODE MEMORY RECALL

Select a light mode and let it run for at least 8 seconds. Next, turn the light off with a single power button press to set the memory. The next time you turn it on, it will recall the last mode used.

### TURBO MODE

Press and hold the Spotlight button from any mode (other than off) to activate Turbo. Turbo may only be activated for 15 seconds once every 2 minutes.

### DIRECT-TO-RED STARTUP

Press and hold the Floodlight button from Off to activate Red.

### LOCKOUT MODE

Lockout disables the light from unintentional activation. To turn this feature on or off, rapidly press the power button three times.

MODES	OUTPUT (Lumens)	RUN TIME (Hours or Seconds)	BEAM DISTANCE (Meters/Yards)
-------	--------------------	--------------------------------	---------------------------------

TURBO	700	15s	90m / 98yd
-------	-----	-----	------------

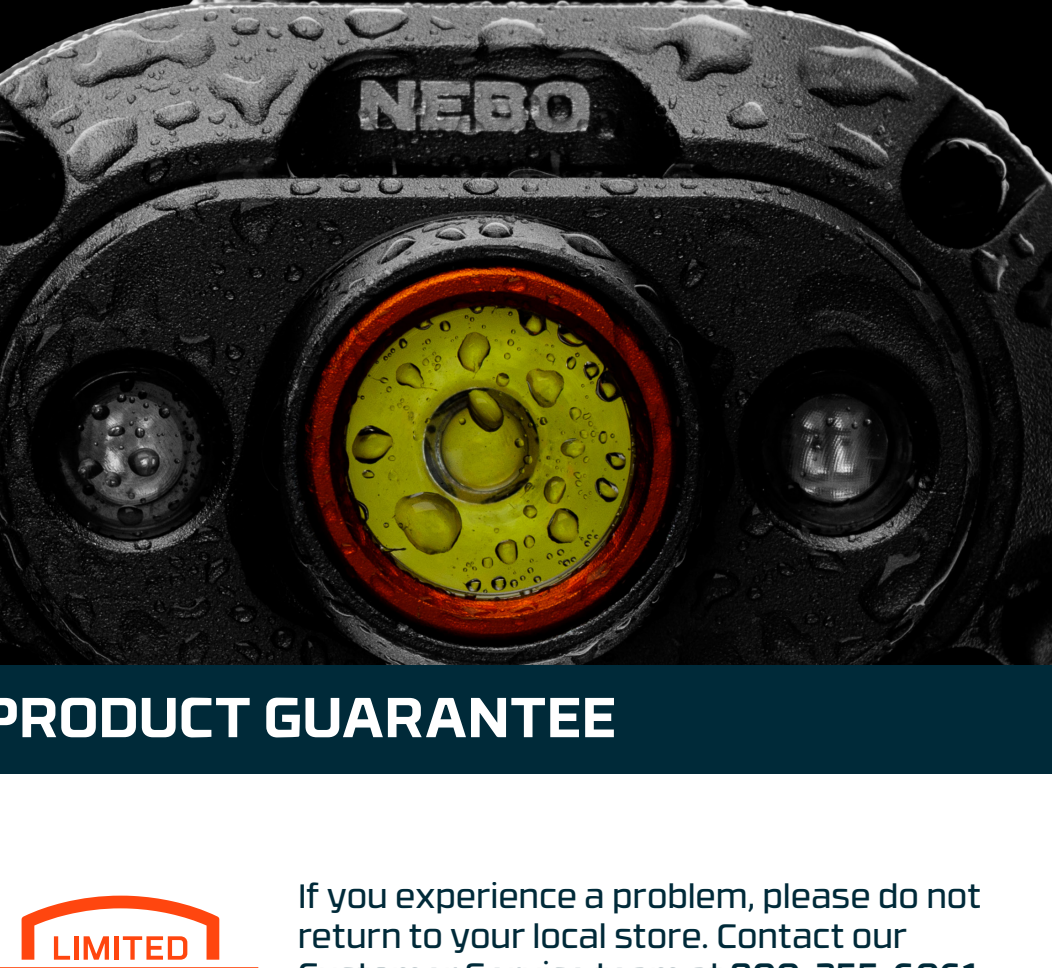
HIGH	250	1.5h	50m / 54yd
------	-----	------	------------

MEDIUM	120	3h	40m / 43yd
--------	-----	----	------------

LOW	35	6h	20m / 21yd
-----	----	----	------------

GREEN	✓	✓	✓
-------	---	---	---

RED	✓	✓	✓
-----	---	---	---



## CAP LIGHT CONVERTIBLE

Easily switch from a headlamp to a cap light in a snap



### CAP LIGHT SETUP

The metal clip is pre-installed for use as a cap light. To remove the clip, lightly pull the tab up and slide the clip away from the housing.

### HEADLAMP SETUP

Remove the cap clip prior to installing the head strap. Slide the strap into the open slots of the hinged housing and adjust the buckle to fit.

## 130° TILTING MECHANISM

Thoughtfully designed to allow for a customized beam direction to match your line of sight



## PREMIUM ADJUSTABLE HEADSTRAP

Adjustable and breathable head strap designed for comfort and performance



## IPX4 WATER-RESISTANT

Built to perform in  
rainy and wet conditions



## PRODUCT GUARANTEE



If you experience a problem, please do not return to your local store. Contact our Customer Service team at 800-255-6061 or [NEBOLIGHTS.com](https://www.nebolights.com)

For warranty information or to register your product, visit [OUR WEBSITE](https://www.nebolights.com)