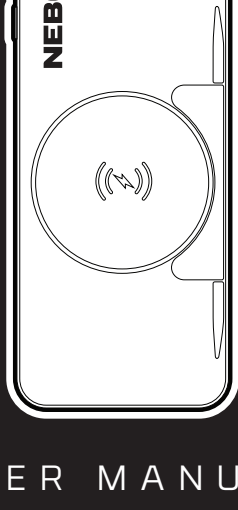


NEBO[®]

10K POWERBANK

WIRELESS



USER MANUAL

SAFETY INSTRUCTIONS

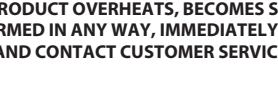
FOR ALL QUESTIONS RELATED TO SAFETY, WARRANTY OR EXCHANGE REQUESTS, PLEASE CONTACT US.

1-800-255-6061

YOUR SAFETY IS IMPORTANT TO US.

Please read instructions carefully and utilize the proper precautions before operating this equipment. Save instructions for future reference.

- When used correctly, lithium-ion rechargeable batteries provide a safe and dependable source of portable power. However, if they are misused or abused, this may result in leakage, burns, fire, or explosion, causing personal injury or damage to other devices.
- Misusing or incorrectly connecting your power bank may cause electric shock to users and damage equipment.
- Keep your power bank dry and away from moisture, water, and corrosive materials.
- Do not expose your power bank to moisture, water, rain, or snow.
- Keep your power bank away from heat sources, including open flames, radiators, stoves, ovens, and any other devices that produce heat.
- Do not expose to fire or excessive temperature. Do not expose to heat above 212°F (100°C) or incinerate.
- In the unlikely event of leakage or explosion use sand or a chemical fire extinguisher.
- Your power bank may become warm under extended high power operation. Do not cover, wrap, or otherwise restrict air flow around the power bank during operation.
- Do not disassemble your power bank. There are no user-serviceable parts inside. Incorrect reassembly may result in shock or fire hazard.
- Do not drop or subject to strong impacts. Do not operate your power bank if it has received a sharp blow, or has otherwise been damaged in any way.
- Do not puncture, crush, or subject to mechanical shock.
- Keep away from children and pets. The power bank, along with its accessories are not toys.
- Make sure the power bank's charging ports do not become contaminated with lint or other debris. Use a canned-air type of product periodically to ensure that the port openings are clear.

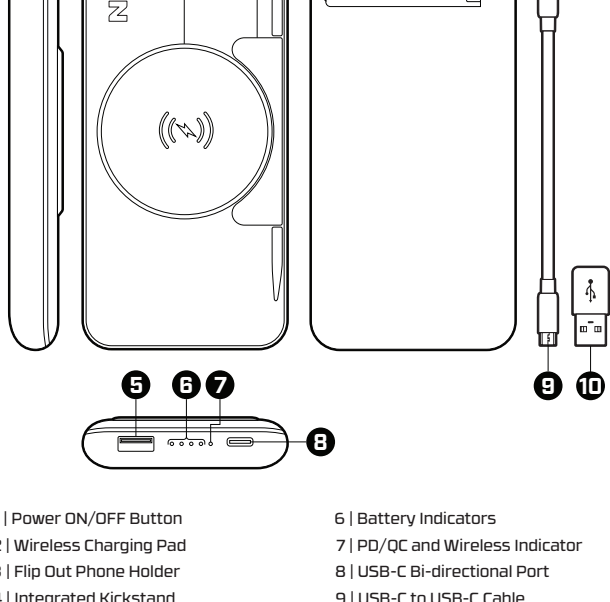


WARNING

IF THE PRODUCT OVERHEATS, BECOMES SWOLLEN, OR IS DEFORMED IN ANY WAY, IMMEDIATELY STOP USING AND CONTACT CUSTOMER SERVICE.

OVERVIEW

- NEBO 10K WIRELESS POWER BANK
- USB-C to USB-C Cable
- USB-C to USB-A Adapter



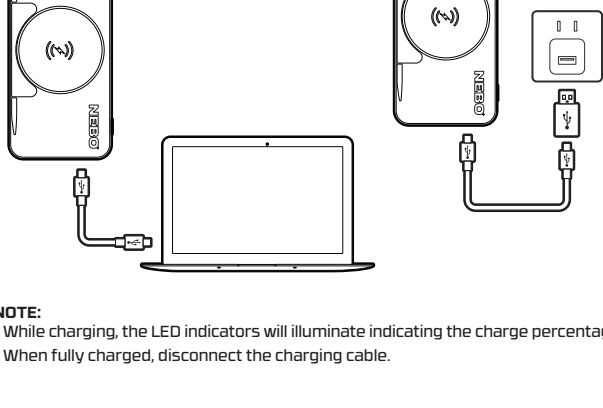
- | | |
|---------------------------|----------------------------------|
| 1 Power ON/OFF Button | 6 Battery Indicators |
| 2 Wireless Charging Pad | 7 PD/QC and Wireless Indicator |
| 3 Flip Out Phone Holder | 8 USB-C Bi-directional Port |
| 4 Integrated Kickstand | 9 USB-C to USB-C Cable |
| 5 USB-A Output Port | 10 USB-C to USB-A Adapter |

OPERATING INSTRUCTIONS

CHARGING YOUR 10K WIRELESS POWER BANK

IMPORTANT: Before using your product for the first time, fully charge it.

The product can be charged using the USB-C bi-directional port. The USB-C port allows faster charging (4-5 hours approx).



- NOTE:**
- While charging, the LED indicators will illuminate indicating the charge percentage.
 - When fully charged, disconnect the charging cable.

POWER DELIVERY/QUICK CHARGE AND WIRELESS INDICATOR DISPLAY



Displays GREEN when Power Delivery/Quick Charge output is active.



Displays BLUE when Wireless output is active.

POWER LEVEL INDICATOR

INDICATOR LIGHTS



Blinking light indicates recharging

AMOUNT OF CHARGE

0% - 24%
25% - 49%
50% - 74%
75% - 100%



Solid lights indicate fully charged

CHARGING YOUR ELECTRONIC DEVICES

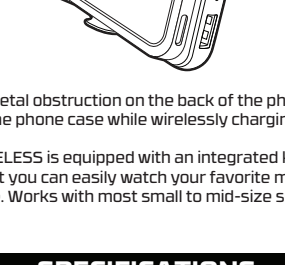
Use the appropriate charging cable that came with the product to charge your electronic device. You can charge up to three devices simultaneously.

Once your electronic device is connected, it will begin charging automatically.

- NOTE:**
- You may also use the USB cable that was supplied with your electronic device.
 - The product may be charged and discharged simultaneously.

WIRELESS CHARGING A COMPATIBLE SMARTPHONE

Place your wireless-compatible device on top of the wireless charging pad and press the Power ON/OFF Button. Charging will begin.



- NOTE:**
- Ensure there is no metal obstruction on the back of the phone or phone case, or credit cards inside the phone case while wirelessly charging.
 - Your NEBO 10K WIRELESS is equipped with an integrated kickstand and fold-out phone holder, so that you can easily watch your favorite movie or TV series while charging your phone. Works with most small to mid-size smartphones.

SPECIFICATIONS

Battery Capacity.....	10,000mAh / 37Wh 3.7V
USB-C Input.....	5V 3A, 9V 2A
USB-C Output.....	5V 3A, 9V 2.22A, 12V 1.67A
USB-A Output.....	5V 3A, 9V 2A, 12V 1.5A
Wireless Output.....	15W
Max Output.....	20W
Total Output (USB-C + USB-A).....	5V 3A
Dimensions.....	5.83 x 2.7 x 0.75in (148 x 68.5 x 19mm)
Weight.....	0.53lbs (240g)
Operating Temperature.....	Charge: 50°F - 113°F (10°C - 45°C) Discharge: 14°F - 131°F (-10°C - 55°C)
Storage Temperature.....	4°F - 113°F (-20°C - 45°C)

All copyrighted and copyrightable materials, including, without limitation, the logo, design, text, graphics, pictures, copywriting and the selection and arrangement ("Materials") thereof are ALL RIGHTS RESERVED

Copyright © 2024 Alliance Sports Group, L.P.

Alliance Consumer Group
700 Henrietta Creek Road
Roanoke, Texas 76262
800.255.6061



Li-ion



Intertek



WARNING
Cancer and Reproductive Harm
www.P65Warnings.ca.gov