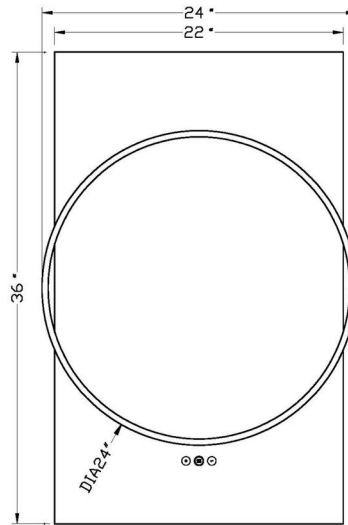


JOB NAME:

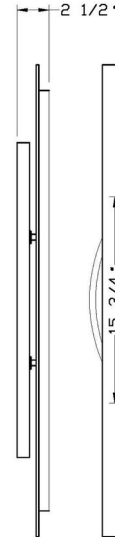
DATE:

TYPE:

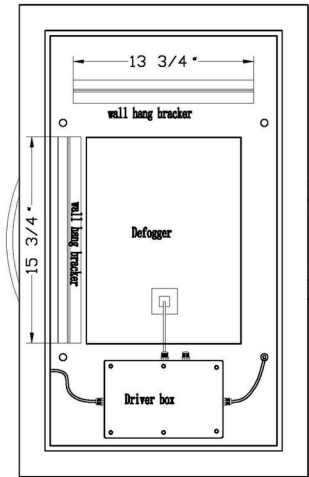
COMMENTS:



FRONT VIEW



RIGHT SIDE



REAR VIEW

## LIGHT INFORMATION

Light Type	Integrated LED
CRI	90
Delivered Lumens	2115
Color Temperature	3000K-6400K
LED Lifespan (L70)	50000
Light Direction	Ambient
Dimming Method	Touch Switch
Current Type	DC
Input Voltage	120-277
Total Wattage	50

## DIMENSIONS & WEIGHT

Width (In)	24
Height (In)	36
Ext (In)	2.4
Weight (Lbs)	19.36

## INSTALLATION

Mounting Type	J-Box
Rating	Damp
Hanging Support Type	Z-Bar

## PRODUCT FINISH

Gold

## CERTIFICATIONS & COMPLIANCE

