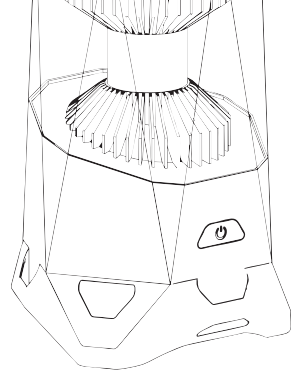


NEBO®

GALILEO® 1600 FLEX



GALILEO® 1600 FLEX

The Galileo® 1600 Flex is a versatile lantern featuring ARCUS™ technology, integrated power bank and Flex Power™.

RECHARGEABLE

LI-ION BATTERY

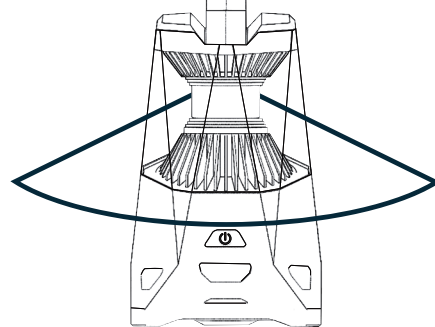
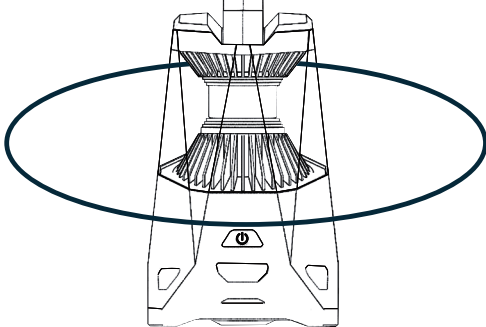
MODES	OUTPUT (LUMENS)	RUNTIME	BEAM DISTANCE
360° HIGH	1600	2h	31m
120° HIGH	700	3.5h	33m
360° LOW*	160	7h	10m
120° LOW*	70	14h	11m
RED HIGH	✓	✓	✓
RED LOW*	✓	✓	✓

*Low modes are activated via the dimming function.

(6x) D ALKALINE BATTERIES

MODES	OUTPUT (LUMENS)	RUNTIME	BEAM DISTANCE
360° HIGH	1150	10h	27m
120° HIGH	550	20h	29m
360° LOW*	150	50h	12m
120° LOW*	100	80h	13m
RED HIGH	✓	✓	✓
RED LOW*	✓	✓	✓

*Low modes are activated via the dimming function.



ARCUS™

Provides 120° or 360° beam patterns, with dimming, for infinite brightness levels.

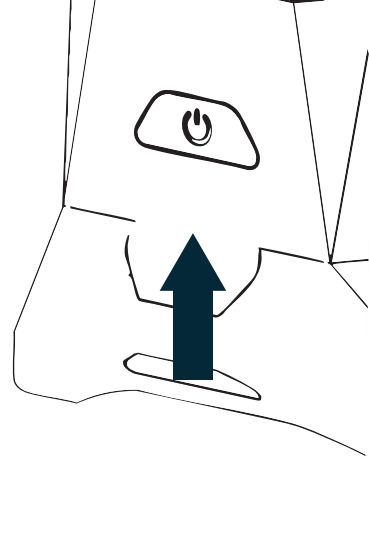
Press the power button 1x to activate the 120° beam pattern or 2x to activate the 360° beam pattern.

LIGHT MODES

Press button to cycle through modes.

120° > 360° > RED > OFF

Press and hold the power to activate dimming for each mode.



POWER MEMORY RECALL

When ON, press and hold then release to set desired brightness. Double-tap to recall last saved mode.

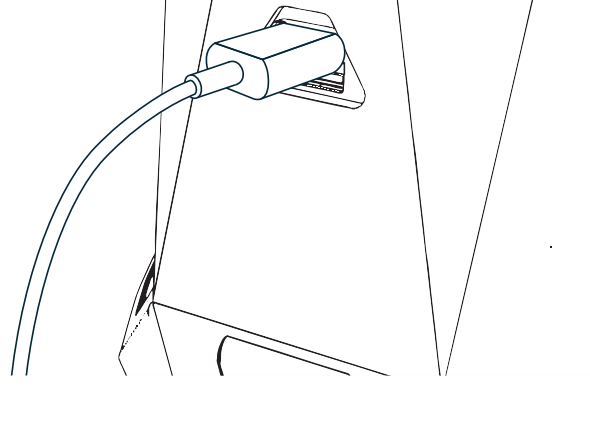
DIRECT-TO-RED

When light is off, press and hold the power button to activate red mode. Press it again to change brightness.

BATTERY INDICATOR :

Red = Charging

Green = Fully Charged



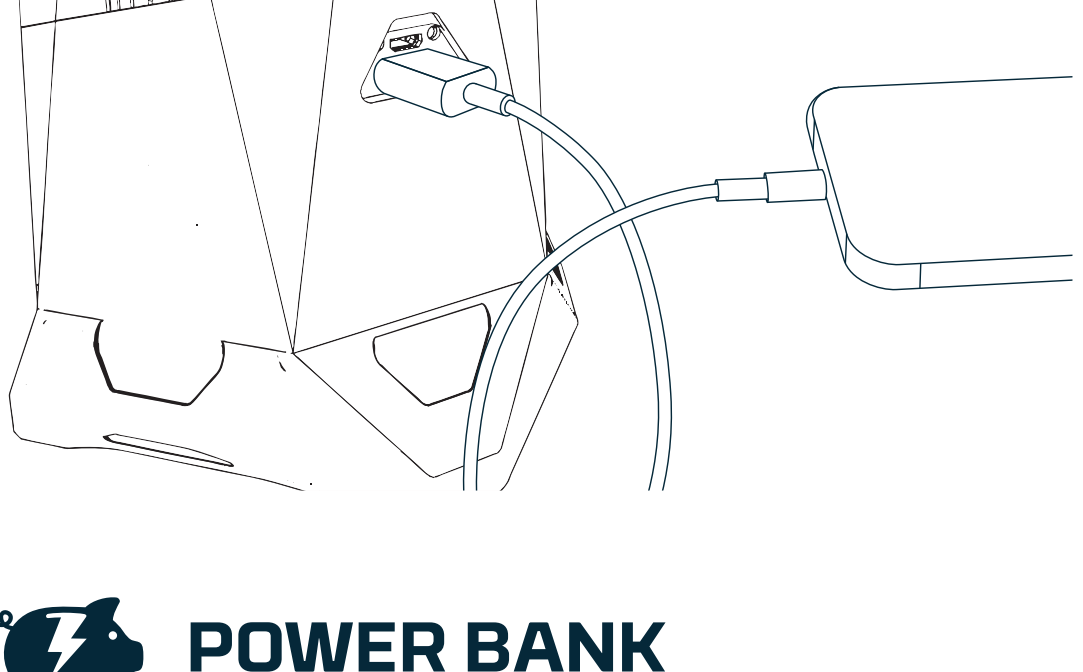
RECHARGEABLE

Remove the charging port cover and plug the USB-C cable into the charging port. Connect the other end of the cable to a power source.

ALKALINE BATTERIES

This lantern also runs off disposable alkaline batteries. To install, twist the bottom cap and remove the lithium-ion battery.

Load (6) D alkaline batteries and insert the adapter into the lantern. Reinstall the bottom cap.



POWER BANK

To charge your USB device, simply remove USB cover on the back and plug it into the USB port.

NOTE: Power bank operation is only available when using included rechargeable battery.

PRODUCT GUARANTEE



If you experience a problem, please do not return to your local store. Contact our Customer Service team at 800-255-6061 or NEBOLIGHTS.com

For more information, detailed video instructions, and warranty registration, visit NEBOLIGHTS.com