



# TORK<sup>®</sup>

**2025**  
**TIME SWITCHES & TIMERS CATALOG**



# TABLE OF CONTENTS

## **1** MECHANICAL TIMERS



## **7** DIGITAL TIMERS



## **15** IN-WALL TIMERS



## **21** PLUG-IN TIMERS



# TORK®

**Since  
1922**

**POWERING PRECISION. TRUSTED FOR GENERATIONS.**

TORK has pioneered the time switch industry with reliable digital and mechanical timers for indoor or outdoor appliance automation, alongside a full range of sensors and signals.

**TORK stands for over 100 years of reliability, innovation, and performance in electrical controls. From mechanical timers to smart sensors and automation solutions, TORK empowers professionals with products engineered in the USA, built to last, and trusted across residential, commercial, and industrial applications. Our diverse, robust portfolio combines time-tested craftsmanship with modern features to maximize energy savings, simplify installation, and improve operational efficiency.**





# MECHANICAL TIMERS

Mechanical timers feature a dial and manual trippers for straightforward, reliable control of lights and equipment. Available in various designs, they offer versatile features to suit a wide range of applications.

## RUGGED RELIABILITY. SIMPLE SCHEDULING.

TORK mechanical timers are the gold standard in durability and ease-of-use. Built to handle demanding electrical loads, these timers automate daily operations with intuitive dial-based control. Ideal for lighting, pumps, HVAC, and industrial equipment, they deliver dependable performance, indoors and out.

### VERSATILE VOLTAGE OPTIONS

Available in single and multi-voltage options, ranging from 120 to 480VAC, to fit diverse electrical systems.

### UL/CSA LISTED: SAFETY & COMPLIANCE

Certified to meet rigorous safety and quality standards, ensuring safe and dependable operation.

### ENERGY EFFICIENCY

Automates operation of connected devices, reducing energy waste and lowering operational costs.

### SIMPLE & INTUITIVE SETUP

User-friendly dial and manual tripper system allow quick, tool-free scheduling adjustments.

### HIGH LOAD CAPACITY

Designed to handle a range of electrical loads, making it suitable for lighting, HVAC, pumps, and industrial equipment.



**1100 SERIES**  
**1109A-0**

### WEATHER-RESISTANT OPTIONS

Outdoor-rated enclosures on select models offer protection against moisture, dust, and harsh weather conditions.

### VERSATILE SCHEDULING OPTIONS

Supports 24-hour and 7-day programming with up to 48 ON/OFF cycles to accommodate a variety of timing needs.

### MANUAL OVERRIDE

Provides immediate control to turn circuits ON/OFF without interrupting programmed schedules.





## 24-HOUR



**TU40**  
120/240 VAC

- Repeats every 24 hrs
- Up to 48 ON/OFF cycles



**1100 SERIES**  
120/240 VAC

- Repeats every 24 hrs
- Up to 12 ON/OFF cycles
- WH2B model designed for water heaters



**WH2B**  
240 VAC

## 24-HOUR W/ SKIP-A-DAY



**7000 SERIES**  
120/240 VAC

- Repeats every 24 hrs
- Up to 12 ON/OFF cycles
- Skip selected days

## 24-HOUR DUTY CYCLE



**8000 SERIES**  
120/240/480 VAC

- Repeats every 24hrs
- 15-min increments
- Up to 48 ON/OFF cycles

## 60-MIN REPEAT CYCLE



**8601 MODEL**  
120 VAC


- Repeats every 60 mins
- 1-min increments
- Up to 30 ON/OFF cycles

## 7-DAY



**W400 SERIES**  
120/240 VAC

- Repeats every 7 days
- Unique ON/OFF each day
- Up to 14 ON/OFF cycles



## 24 HOUR 1100 SERIES

FIG. NO.	SKU	DESCRIPTION	INPUT VOLTAGE [VAC 60HZ]	OUTPUT CONTACTS	ENCLOSURE TYPE	MAX ON/OFF CYCLES
1	1101B	24-Hour Mechanical Timer	120	SPST	Indoor Metal	12
2	1101B-P		120	SPST	Indoor/Outdoor Plastic	12
2	1101B-PC		120	SPST	Indoor/Outdoor Plastic w/ Clear Cover	12
1	1101-7		347	SPST	Indoor Metal	12
2	1103B		120	DPST	Indoor Metal	12
3	1103B-O		120	DPST	Indoor/Outdoor Metal	12
1	1104B		208-277	DPST	Indoor Metal	12
1	1109A	24-Hour Multi-Voltage	120-277	SPST/DPST	Indoor Metal	12
3	1109A-O		120-277	SPST/DPST	Indoor/Outdoor Metal	12
2	1109A-P		120-277	SPST/DPST	Indoor/Outdoor Plastic	12
2	1109A-PC		120-277	SPST/DPST	Indoor/Outdoor Plastic w/ Clear Cover	12
4	1109AM-IAP		120-277	SPST/DPST	Mech Only, Replaces Intermatic	12

## 24 HOUR TU SERIES

FIG. NO.	SKU	DESCRIPTION	INPUT VOLTAGE [VAC 60HZ]	OUTPUT CONTACTS	ENCLOSURE TYPE	MAX ON/OFF CYCLES
5	TU40	Single Voltage	120-277	DPDT	Indoor/Outdoor Plastic	48





## 24 HOUR W/ SKIP-A-DAY 7000 SERIES

FIG. NO.	SKU	DESCRIPTION	INPUT VOLTAGE [VAC 60HZ]	OUTPUT CONTACTS	ENCLOSURE TYPE	MAX ON/OFF CYCLES
1	7209A	24-Hour Skip-a-Day Mechanical Timer	120-277	DPST	Indoor Metal	12
2	7300		120	3PST	Indoor/Outdoor Metal	12
2	7302		208-277	3PST	Indoor/Outdoor Metal	12

## 24 HOUR DUTY CYCLE 8000 SERIES

FIG. NO.	SKU	DESCRIPTION	INPUT VOLTAGE [VAC 60HZ]	OUTPUT CONTACTS	ENCLOSURE TYPE	MAX ON/OFF CYCLES
3	8001	24-Hour Duty Cycle Mechanical Timer	120	SPDT	Indoor Metal	48
4	8001-N		120	SPDT	Indoor/Outdoor Plastic	48
5	8001U		480/120 Trans.	SPDT	Indoor Metal	48
5	8007U	24-Hour Duty Cycle Mechanical Timer w/ Skip-a-Day	480/120 Trans.	SPDT	Indoor Metal	48
3	8009A	24-Hour Multi-Voltage Duty Cycle Mechanical Timer	120-277	SPDT	Indoor Metal	48
6	8009A-O		120-277	SPDT	Indoor/Outdoor Metal	48

## 60-MIN REPEAT CYCLE 8600 SERIES

FIG. NO.	SKU	DESCRIPTION	INPUT VOLTAGE [VAC 60HZ]	OUTPUT CONTACTS	LOCATION USE	MAX ON/OFF CYCLES
7	8601	Repeating Variable Cycle Time Switch	120	SPDT	Indoor Metal	30





## 7 DAY W SERIES

FIG. NO.	SKU	DESCRIPTION	INPUT VOLTAGE (VAC 60HZ)	OUTPUT CONTACTS	LOCATION USE	MAX ON/OFF CYCLES
1	W400B	7 Day Mechanical Timer	120	4PST	Indoor Metal	14
1	W402B		208-277	4PST	Indoor Metal	14



## 24 HOUR WATER HEATER TIMER WH SERIES

FIG. NO.	SKU	DESCRIPTION	INPUT VOLTAGE (VAC 60HZ)	OUTPUT CONTACTS	LOCATION USE	MAX ON/OFF CYCLES	TIMER STYLE
1	WH2B	24-Hour Mechanical Timer for Water Heater	208-250	DPST	Indoor Metal	12	24 Hour



## ACCESSORIES

FIG. NO.	SKU	DESCRIPTION	INPUT VOLTAGE (VAC 60HZ)
1	101	Replacement Motor for 120V or 208-277V	120
1	201		208-277
2	P47	Pair of ON/OFF Replacement Trippers for 1100 Series	-
2	P47-2	2 Pairs of ON/OFF Replacement Trippers for 1100 Series	-
2	P49	Pair of ON/OFF Replacement Trippers for 7000 Series	-
3	P69	Pair of ON/OFF Replacement Trippers for W Series	-

# DIGITAL TIMERS

Digital timers offer precise scheduling, multiple channels, and advanced features like countdowns and random modes, making them ideal for complex or multi-load applications.

## SMART CONTROL. MAXIMUM FLEXIBILITY.

TORK digital timers deliver advanced scheduling capabilities with simple programming and powerful functionality. With features like astronomic settings, holiday scheduling, multi-channel operation, and Wi-Fi control, TORK digital timers are ideal for modern applications where precision and adaptability matter most.

### UL/CSA LISTED: SAFETY & COMPLIANCE

Certified to meet rigorous safety and quality standards, ensuring safe and dependable operation.

### ENERGY EFFICIENCY

Automates operation of connected devices, reducing energy waste and lowering operational costs.

### VERSATILE VOLTAGE OPTIONS

Available in single and multi-voltage options, ranging from 120 to 240VAC, to fit diverse electrical systems.

### MULTI-CHANNEL CAPACITY

Available in select models with up to 12 independent channels (circuits) for controlling multiple loads with a single timer.

### POWER FAILURE BACKUP

Integrated backup retains program settings during power outages, preventing data loss and downtime.

### MULTI-FUNCTION PROGRAMMING

Offers 24-hour, 7-day, astronomic, holiday, and season scheduling with up to 99 ON/OFF schedules, offering maximum flexibility for complex timing needs.

### HIGH LOAD CAPACITY

Designed to handle a range of electrical loads, making it suitable for lighting, HVAC, pumps, and industrial equipment.

### SIMPLE PROGRAMMING & SETUP

Push-button interface allows manual programming of all schedules quickly and easily.




**E SERIES**  
**EWZ201C**

### CLEAR DIGITAL DISPLAY

Easy-to-read screen provides straightforward viewing of status, time, and program settings.





## 7 DAY



**DTU40**  
120/240 VAC

- Repeats every 7 days
- 1 Channel
- Up to 7 ON/OFF cycles each day

## 24-HR OR 7-DAY



**E/EW/EWZ SERIES**  
120/240 VAC

- E – 24 Hour
- EW – 7 Day
- EWZ – 7 Day + Astro
- 1 or 2 Channel
- Up to 20 ON/OFF cycles each day

## 365 DAY



**DG/DTS SERIES**  
120/240 VAC

- Repeats every 7 days
- Holiday Scheduling
- 1, 2, or 4 Channel
- DG – Up to 56 ON/OFF cycles each day
- DTS – Up to 99 ON/OFF cycles each day
- DTS – Adds Seasonal Control

## 365 DAY ASTRONOMIC



**DWZ/DZS SERIES**  
120/240 VAC

- Repeats every 7 days
- Holiday Scheduling
- Astronomic function
- 1, 2 or 4 Channel
- Up to 99 ON/OFF cycles each day
- DZS – Adds Seasonal Control

## 365 DAY W/ INPUTS



**DGU/DGLC SERIES**  
120/240 VAC

- Repeats every 7 days
- Holiday Scheduling
- Astronomic function
- External input overrides
- 1 or 2 Channel
- Up to 56 ON/OFF cycles each day



**ELC SERIES**  
120/240 VAC

- Repeats every 7 days
- Holiday Scheduling
- Astronomic function
- External input overrides
- 4, 8, or 12 Channel
- Up to 128 ON/OFF cycles each day

**PC INPUT**



**SWITCH INPUT**





## 24 HOUR OR 7 DAY E SERIES

FIG. NO.	SKU	DESCRIPTION	INPUT VOLTAGE (VAC 60HZ)	OUTPUT CONTACTS	ENCLOSURE TYPE	MAX ON/OFF CYCLES	NO. OF CHANNELS	SUNSET (ASTRO)	TIMER STYLE
1	E101B	24 Hour Digital Timer	120-277	SPST	In/Outdoor Plastic	20	1	No	24 Hour
1	E103B		120-277	DPST	In/Outdoor Plastic	20	1	No	24 Hour
1	E101PB		120	SPST	In/Outdoor Plastic	20	1	No	24 Hour
1	EW101B	7 Day Digital Timer	120-277	SPST	In/Outdoor Plastic	20	1	No	7 Day
1	EW103B		120-277	DPST	In/Outdoor Plastic	20	1	No	7 Day
1	EWZ101	7 Day Astronomic Digital Timer (Suffix MB, Without Enclosure & Includes Mounting Bracket)	120-277	SPST	In/Outdoor Plastic	20	1	Yes	7 Day
1	EWZ103		120-277	DPST	In/Outdoor Plastic	20	1	Yes	7 Day
1	EWZ120		120-277	SPDT	In/Outdoor Plastic	20	1	Yes	7 Day
1	EWZ201C		120-277	DPST or Momentary/SPDT	In/Outdoor Plastic	20	1 or 2	Yes	7 Day + Holiday
2	EWZ201C-MB		120-277		-	20	1 or 2	Yes	7 Day + Holiday

## 7 DAY DTU SERIES

FIG. NO.	SKU	DESCRIPTION	INPUT VOLTAGE (VAC 60HZ)	OUTPUT CONTACTS	ENCLOSURE TYPE	MAX ON/OFF CYCLES	NO. OF CHANNELS	SUNSET (ASTRO)	TIMER STYLE
3	DTU40	Universal Multi-Voltage Digital Time Switch	120-277	DPDT	In/Outdoor Plastic	7	1	No	7 Day
4	WFTU40	Wi-Fi Enabled Smart Universal Multi-Voltage Digital Time Switch	120-277	DPDT	In/Outdoor Plastic	No Limit	2	Yes	7 Day

## 365 DAY ASTRONOMIC W/ SEASONS DZ SERIES

FIG. NO.	SKU	DESCRIPTION	INPUT VOLTAGE (VAC 60HZ)	OUTPUT CONTACTS	ENCLOSURE TYPE	MAX ON/OFF CYCLES	NO. OF CHANNELS	SUNSET (ASTRO)	TIMER STYLE
5	DZS100BP	7 Day Astronomic Digital Timer w/ Seasonal Control	120-277	DPDT	In/Outdoor Plastic	99	1	Yes	7 Day + Holiday
5	DZS200BP		120-277	SPDT	In/Outdoor Plastic	99	2	Yes	7 Day + Holiday
6	DZS400BP		120-277	SPDT	In/Outdoor Plastic	99	4	Yes	7 Day + Holiday
5	DZM200BP		120-277	SPDT Momentary	In/Outdoor Plastic	99	2	Yes	7 Day + Holiday



## 365 DAY DG SERIES

FIG. NO.	SKU	DESCRIPTION	INPUT VOLTAGE (VAC 60HZ)	OUTPUT CONTACTS	ENCLOSURE TYPE	MAX ON/OFF CYCLES	NO. OF CHANNELS	SUNSET (ASTRO)	TIMER STYLE
1	DG100A	7 Day Multipurpose Digital Timer	120-277	DPDT	In/Outdoor Plastic	56	1	No	7 Day + Holiday
1	DG200A		120-277	SPDT	In/Outdoor Plastic	56	2	No	7 Day + Holiday
1	DGM100A		120-277	SPDT Momentary	In/Outdoor Plastic	56	1	No	7 Day + Holiday

## 365 DAY ASTRONOMIC DWZ SERIES

FIG. NO.	SKU	DESCRIPTION	INPUT VOLTAGE (VAC 60HZ)	OUTPUT CONTACTS	ENCLOSURE TYPE	MAX ON/OFF CYCLES	NO. OF CHANNELS	SUNSET (ASTRO)	TIMER STYLE
2	DWZ100B	7 Day Astronomic Digital Timer	120-277	DPDT	In/Outdoor Plastic	99	1	Yes	7 Day + Holiday
2	DWZ200B		120-277	SPDT	In/Outdoor Plastic	99	2	Yes	7 Day + Holiday

## 365 DAY W/ SEASONS DTS SERIES

FIG. NO.	SKU	DESCRIPTION	INPUT VOLTAGE (VAC 60HZ)	OUTPUT CONTACTS	ENCLOSURE TYPE	MAX ON/OFF CYCLES	NO. OF CHANNELS	SUNSET (ASTRO)	TIMER STYLE
2	DTS100B	7 Day Multipurpose Digital Timer w/ Seasonal Control	120-277	DPDT	In/Outdoor Plastic	99	1	No	7 Day + Holiday
2	DTS200B		120-277	SPDT	In/Outdoor Plastic	99	2	No	7 Day + Holiday
3	DTS400B		120-277	SPDT	In/Outdoor Plastic	99	4	No	7 Day + Holiday



## DIGITAL TIMERS WITH EXTERNAL INPUT



### 365 DAY W/ PHOTOCONTROL INPUT DGU SERIES

FIG. NO.	SKU	DESCRIPTION	INPUT VOLTAGE (VAC 60HZ)	OUTPUT CONTACTS	ENCLOSURE TYPE	MAX ON/OFF CYCLES	NO. OF CHANNELS	SUNSET [ASTRO]	TIMER STYLE
1	DGU100A-Y	Digital Timer w/ Photo Input *(Suffix NC w/ Clear Enclosure Cover)	120-277	DPDT	Indoor Metal	56	1	Yes	7 Day + Holiday
1	DGUM100A-Y		120-277	SPDT Momentary	Indoor Metal	56	1	Yes	7 Day + Holiday
2	DGUM100A		120-277	SPDT Momentary	In/Outdoor Plastic	56	1	Yes	7 Day + Holiday

### 365 DAY W/ PHOTOCONTROL INPUT DGLC SERIES

FIG. NO.	SKU	DESCRIPTION	INPUT VOLTAGE (VAC 60HZ)	OUTPUT CONTACTS	ENCLOSURE TYPE	MAX ON/OFF CYCLES	NO. OF CHANNELS	SUNSET [ASTRO]	TIMER STYLE
3	DGLC100A-NC	Digital Timer w/ Photo Input *(Suffix NC w/ Clear Enclosure Cover)	120-277	DPDT	In/Outdoor Plastic	56	1	Yes	7 Day + Holiday
3	DGLC200A-NC		120-277	SPDT	In/Outdoor Plastic	56	2	Yes	7 Day + Holiday

### 365 DAY PANEL W/ PHOTO AND SWITCH INPUTS ELC SERIES

FIG. NO.	SKU	DESCRIPTION	INPUT VOLTAGE (VAC 60HZ)	OUTPUT CONTACTS	ENCLOSURE TYPE	MAX ON/OFF CYCLES	NO. OF CHANNELS	SUNSET [ASTRO]	TIMER STYLE
4	ELC74	Digital Time Switch Panel w/ Photo & Switched Input	24-277	SPDT	Indoor Metal	128	4	Yes	7 Day + Holiday
4	ELC78		24-277	SPDT	Indoor Metal	128	8	Yes	7 Day + Holiday
4	ELC712		24-277	SPDT	Indoor Metal	128	12	Yes	7 Day + Holiday

### 365 DAY PANEL W/ PHOTO AND SWITCH INPUTS DLC SERIES

FIG. NO.	SKU	DESCRIPTION	INPUT VOLTAGE (VAC 60HZ)	OUTPUT CONTACTS	ENCLOSURE TYPE	MAX ON/OFF CYCLES	NO. OF CHANNELS	SUNSET [ASTRO]	TIMER STYLE
5	DLC400BP	Digital Timer w/ Photo Input & Switched Input	120-277	SPDT	In/Outdoor Metal	99	4	Yes	7 Day + Holiday



## 24 HOUR OR 7 DAY DUTY CYCLE **DG** SERIES

FIG. NO.	SKU	DESCRIPTION	INPUT VOLTAGE [VAC 60HZ]	OUTPUT CONTACTS	ENCLOSURE TYPE	MAX ON/OFF CYCLES	NO. OF CHANNELS	SUNSET [ASTRO]	TIMER STYLE
1	DG180A	Duty Cycle & Signaling Digital Timer	120-277	DPDT	In/Outdoor Plastic	56	1	No	24 Hour
1	DG280A		120-277	SPDT	In/Outdoor Plastic	56	2	No	
1	DGS100A		120-277	DPDT	In/Outdoor Plastic	56	1	No	7 Day

## 24 HOUR PERCENTAGE **EJWT** SERIES

FIG. NO.	SKU	DESCRIPTION	INPUT VOLTAGE [VAC 60HZ]	OUTPUT CONTACTS	ENCLOSURE TYPE	MAX ON/OFF CYCLES	NO. OF CHANNELS	SUNSET [ASTRO]	TIMER STYLE
2	EJWT	24 Hour Percentage Timer Switch for Repeated Daily Cycles	120-240	SPDT	Indoor Plastic	-	-	No	Percentage

## 7 DAY DIN MOUNTED **DIN** SERIES

FIG. NO.	SKU	DESCRIPTION	INPUT VOLTAGE [VAC 60HZ]	OUTPUT CONTACTS	ENCLOSURE TYPE	MAX ON/OFF CYCLES	NO. OF CHANNELS	SUNSET [ASTRO]	TIMER STYLE
3	DIN200B	7 Day Digital DIN-Mounted Timer	120	SPDT	Indoor	4 Channel A 3 Channel B	2	No	7 Day

## 2 ZONE LIGHTING CONTROL **LC** SERIES

FIG. NO.	SKU	DESCRIPTION	INPUT VOLTAGE [VAC 60HZ]	OUTPUT CONTACTS	ENCLOSURE TYPE	MAX ON/OFF CYCLES	NO. OF CHANNELS	SUNSET [ASTRO]	TIMER STYLE
4	LC200	2 Zone Photo Input Digital Lighting Control w/ EPC1 Photocontrol	120-277	SPDT	Indoor Metal	-	2	-	-



## ACCESSORIES

FIG. NO.	SKU	DESCRIPTION
1	EPC-A	Photosensor for DGU or DGLC Series, Included w/ DGLC Series
1	EPC-LC	Photosensor for ELC Series, Not Included with Unit
1	EPC2	Photosensor for DLC Series, Included with Unit
2	LCS115M	Momentary Switch, Not Included with Unit
3	USB-MMP	ON/OFF Schedule Memory Module Programmer for BP Series
4	EPC1	Photosensor for LC200 Zone Control



## CONTACTORS



### 365 DAY W/ INPUTS 5400 SERIES

FIG. NO	SKU	DESCRIPTION	COIL VOLTS (VAC 60HZ)	OUTPUT CONTACTS	ENCLOSURE TYPE	NO. OF CHANNELS
1	5401A	40 Amp Contactor	120	3PST	Indoor Metal	1
2	5441A		120	3PST	Indoor Metal	4
3	5403A		120	3PST	Outdoor Metal	1
3	5404A		208-240	3PST	Outdoor Metal	1
3	5404-3A		277	3PST	Outdoor Metal	1
		40 Amp Contactor w/ 3-Prong Turn-Lock Photocontrol Receptacle, 5237-UL Photocontrol Included				

### DIGITAL TIMER ACCESSORIES

FIG. NO.	SKU	DESCRIPTION	INPUT VOLTAGE (VAC 60HZ)	LAMP VOLTAGE (VAC)	LAMP WATTAGE
4	HPS30	Starting Aid for High Pressure Sodium Lamps	105-347	55 or 100	35 to 400W

# IN-WALL TIMERS

TORK in-wall timers offer a sleek, built-in solution for automated control of lights, fans, and appliances — combining convenience, energy savings, and reliable performance.

## DISCREET CONTROL. EVERYDAY SAVINGS.

TORK in-wall timers blend seamlessly into residential or commercial spaces while delivering powerful automation. Available in mechanical or digital models, these timers reduce energy waste and support a range of lighting and small appliance needs with countdown or scheduled control.

### MECHANICAL OR DIGITAL OPTIONS

Available in both mechanical and digital models offering flexibility to suit any application.

### UL/CSA LISTED: SAFETY & COMPLIANCE

Certified to meet rigorous safety and quality standards, ensuring safe and dependable operation.

### SIMPLE INSTALLATION

Fits standard electrical boxes and is compatible with single- or multi-gang setups. Seamlessly blending with existing wall plates for a clean, polished look.

### COUNTDOWN OR SCHEDULE TIMERS

Both mechanical and digital models are available in countdown timer (auto shut-off) and schedule timer (pre-set ON/OFF times) formats for versatile control.

### ENERGY SAVINGS

Automates indoor lighting, bathroom fans, heaters, and small appliances in residential and light commercial environments. to reduce energy waste and lower utility costs.

### MULTI-FUNCTION PROGRAMMING

Select models available with 24-hour, 7-day, and astronomic with up to 15 ON/OFF schedules to handle a wide range of scheduling needs.



**R SERIES**  
**RFD60M**

### VERSATILE SCHEDULING OPTIONS

Available in single and multi-voltage options, ranging from 120 to 240VAC, to fit diverse electrical systems.

### POWER FAILURE BACKUP

Integrated backup retains program settings for digital models during power outages, preventing data loss and downtime.



## MECHANICAL

### COUNTDOWN (SPRING WOUND)

#### 24 HOUR




**701 Series**  
120 VAC

#### DECORATIVE



**A500 SERIES**  
120-240 VAC

#### COMMERCIAL



**C500 SERIES**  
120-240 VAC

## DIMMERS

#### HORIZONTAL



**DHIL7015-3W**  
120 VAC

#### VERTICAL



**DV SERIES**  
120-240 VAC

## DIGITAL

### COUNTDOWN

#### 7-DAY ASTRO



**SS700 SERIES**  
120-240 VAC

#### PROGRAM



**SS400 SERIES**  
24 VDC or  
120-240 VAC

#### MANUAL



**SS20 SERIES**  
24-240 VAC

#### BUTTON PRESS



**D SERIES**  
120 VAC

## RETAIL

#### SPRING WOUND



**RF SERIES**  
120-240 VAC

#### BUTTON PRESS



**R5M4HW**  
120 VAC



## IN-WALL MECHANICAL TIMERS



### 24 HOUR UNIVERSAL 701 SERIES

FIG. NO.	SKU	DESCRIPTION	INPUT VOLTAGE (VAC 60HZ)	OUTPUT CONTACTS	COLOR	TIMER STYLE
1	701U	Universal Multi-Voltage Digital Time Switch	125	SPST	White	24 Hour

### 24 HOUR SPRINGWOUND DECORATIVE A500 SERIES

FIG. NO.	SKU	DESCRIPTION	INPUT VOLTAGE (VAC 60HZ)	OUTPUT CONTACTS	COLOR	TIMER STYLE
2	A515M	Auto OFF Springwound Variable Countdown Timer	125-277	SPST/SPDT	Ivory	15 Min. Max.
3	A515MW		125-277	SPST/SPDT	White	
2	A530M		125-277	SPST/SPDT	Ivory	30 Min. Max.
3	A530MW		125-277	SPST/SPDT	White	
4	A530MA		125-277	SPST/SPDT	Light Almond	
2	A560M		125-277	SPST/SPDT	Ivory	60 Min. Max.
3	A560MW		125-277	SPST/SPDT	White	
2	A502H		125-277	SPST/SPDT	Ivory	2 Hr. Max.
3	A502HW		125-277	SPST/SPDT	White	
3	A506HW		125-277	SPST/SPDT	White	6 Hr. Max.
2	A512H		125-277	SPST/SPDT	Ivory	12 Hr. Max.
3	A512HW		125-277	SPST/SPDT	White	
2	A560MH	Auto OFF Springwound Variable Countdown Timer With Hold Feature	125-277	SPST/SPDT	Ivory	60 Min. Max.
3	A560MHW		125-277	SPST/SPDT	White	
3	A512HHW		125-277	SPST/SPDT	White	12 Hr. Max.



## 24 HOUR SPRINGWOUND COMMERCIAL C500 SERIES

FIG. NO.	SKU	DESCRIPTION	INPUT VOLTAGE [VAC 60HZ]	OUTPUT CONTACTS	COLOR	TIMER STYLE
1	C515M	Commercial Auto OFF Springwound Variable Countdown Timer	125-277	SPST/SPDT	Brushed Metal	15 Min. Max.
1	C530M		125-277	SPST/SPDT	Brushed Metal	30 Min. Max.
1	C560M		125-277	SPST/SPDT	Brushed Metal	60 Min. Max.
1	C460M		125-277	DPST	Brushed Metal	
1	C502H		125-277	SPST/SPDT	Brushed Metal	2 Hr. Max.
1	C506H		125-277	SPST/SPDT	Brushed Metal	6 Hr. Max.
1	C512H		125-277	SPST/SPDT	Brushed Metal	12 Hr. Max.
1	C412H		125-277	DPST	Brushed Metal	
1	C560MH	Commercial Auto OFF Springwound Variable Countdown Timer With Hold Feature	125-277	SPST/SPDT	Brushed Metal	60 Min. Max.
1	C512HH		125-277	SPST/SPDT	Brushed Metal	12 Hr. Max.

## 24 HOUR SPRINGWOUND RETAIL R SERIES

FIG. NO.	SKU	DESCRIPTION	INPUT VOLTAGE [VAC 60HZ]	OUTPUT CONTACTS	COLOR	TIMER STYLE
2	RFD60M	Auto OFF Springwound Timer	125-277	SPST/SPDT	White	60 Min. Max.
3	RFF60M		125-277	SPST/SPDT	Brushed Metal	60 Min. Max.

## IN-WALL DIGITAL TIMERS



### 7 DAY ASTRONOMIC SS70Z SERIES

FIG. NO.	SKU	DESCRIPTION	INPUT VOLTAGE [VAC 60HZ]	OUTPUT CONTACTS	MAX ON/OFF CYCLES	SUNSET [ASTRO]	TIMER STYLE	WIRING	COLOR
1	SS703Z	In-Wall Digital Timer Programmable w/ LCD	120/277	SPST	10	Yes	7 Day	No Neutral	White
1	SS703ZA		120/277	SPST	10	Yes	7 Day	No Neutral	Almond

### 7 DAY ASTRO SS SERIES

FIG. NO.	SKU	DESCRIPTION	INPUT VOLTAGE [VAC 60HZ]	OUTPUT CONTACTS	MAX ON/OFF CYCLES	SUNSET [ASTRO]	TIMER STYLE	WIRING	COLOR
2	SS403	In-Wall Digital Interval Countdown Timer Programmable w/ Backlit LCD Screen, Tamper Resistant	120-277	SPST	-	No	5 Min. to 24 Hr. Countdown	No Neutral	White
2	SS410		24 VAC/VDC	SPDT	-	No		Neutral Required	White

### SWITCH COUNTDOWN SS20 SERIES

FIG. NO.	SKU	DESCRIPTION	INPUT VOLTAGE [VAC 60HZ]	OUTPUT CONTACTS	MAX ON/OFF CYCLES	SUNSET [ASTRO]	TIMER STYLE	WIRING	COLOR
3	SS20	In-Wall Digital Countdown Timer w/ Screw Adjustment No Programming, Tamper Resistant *(SS20F: Cycle Flash Warning Feature)	24-277	SPST	-	No	1 Min. to 18 Hr. Countdown	No Neutral	White
3	SS20F		24-277	SPST	-	No		No Neutral	White





## BUTTON PRESS COUNTDOWN D SERIES

FIG. NO.	SKU	DESCRIPTION	INPUT VOLTAGE (VAC 60HZ)	OUTPUT CONTACTS	MAX ON/OFF CYCLES	SUNSET [ASTRO]	TIMER STYLE	WIRING	COLOR
1	D212HW	In-Wall Digital Interval Countdown Timer w/ Single Button Operation No Programming	120	SPST	-	No	2 to 12 Hr. Countdown	Neutral Required	White
1	D1060MW	In-Wall Digital Interval Countdown Timer w/ Single Button Operation No Programming	120	SPST	-		10 to 60 Min. Countdown	Neutral Required	White

## BUTTON PRESS COUNTDOWN R SERIES

FIG. NO.	SKU	DESCRIPTION	INPUT VOLTAGE (VAC 60HZ)	OUTPUT CONTACTS	MAX ON/OFF CYCLES	SUNSET [ASTRO]	TIMER STYLE	WIRING	COLOR
2	R5M4HW	In-Wall Digital Countdown Timer, 5/10/30/60 Minute, 2/4 Hour Intervals, No Programming	125	SPST	-	-	5 Min. to 4 Hr. Countdown	Neutral Required	White

## SMART WALL SWITCH WF SERIES

FIG. NO.	SKU	DESCRIPTION	INPUT VOLTAGE (VAC 60HZ)	OUTPUT CONTACTS	MAX ON/OFF CYCLES	SUNSET [ASTRO]	TIMER STYLE	WIRING	COLOR
3	WFIH1	Wi-Fi Smart In-Wall Switch	125	SPST	Unlimited	Yes	7 Day	Neutral Required	White

## IN-WALL DIMMERS & SWITCHES



## 3-WAY DIMMER SWITCHES D-3W SERIES

FIG. NO.	SKU	DESCRIPTION	INPUT VOLTAGE (VAC 60HZ)	SWITCH ORIENTATION
1	DHIL7015-3W	In-Wall 3 Way Switch & Dimmer for CFL, LED, Halogen, and Incandescent lights. No Neutral, White	120	Horizontal
2	DVIL6015-3W		120	Vertical
2	DV10V63-3W		120-277	Vertical

# PLUG-IN TIMERS

TORK plug-in timers provide an easy, portable solution for automating lamps, holiday lights, and small appliances—offering reliable, energy-saving control without the need for hardwiring.

## SMART CONTROL. MAXIMUM FLEXIBILITY.

TORK digital timers deliver advanced scheduling capabilities with simple programming and powerful functionality. With features like astronomic settings, holiday scheduling, multi-channel operation, and Wi-Fi control, TORK digital timers are ideal for modern applications where precision and adaptability matter most.

### MECHANICAL OR DIGITAL OPTIONS

Available in both mechanical and digital models offering flexibility to suit any application.

### MULTIPLE ON/OFF SETTINGS

Schedule timers support up to 20 ON/OFF cycles per day (model dependent) for detailed scheduling flexibility.

### PORTABLE & CONVENIENT

Plugs directly into standard outlets for instant timed control, no wiring or installation required.

### UL/CSA LISTED: SAFETY & COMPLIANCE

Certified to meet rigorous safety and quality standards, ensuring safe and dependable operation.

### MULTI-FUNCTION PROGRAMMING

Models available with 24-hour, 7-day, and astronomic scheduling to handle a wide range of scheduling needs.

### ENERGY SAVINGS

Automates lamps, holiday lights, fans, and appliances to cut energy waste and reduce utility bills.

### WEATHER-RESISTANT OPTIONS

Outdoor-rated enclosures on select models offer protection against moisture, dust, and harsh weather conditions.



### RTN SERIES RTN112

### RANDOM/VACATION MODE

Added security feature for select digital models randomly turns lights ON/OFF to simulate occupancy when you're away.



## MECHANICAL

### 24 HOUR INDOOR



**400 Series**  
120 VAC



**RTN SERIES**  
120 VAC



**602B SERIES**  
120 VAC



**RHB SERIES**  
120 VAC

### DUSK/DAWN COUNTDOWN



**625B SERIES**  
120 VAC

## DIGITAL

### 7-DAY INDOOR



**400 SERIES**  
120 VAC

### 7-DAY OUTDOOR



**642E**  
120 VAC

### 7-DAY ASTRONOMIC



**458Z**  
120 VAC

### DUSK/DAWN COUNTDOWN



**654E**  
120 VAC



## PLUG-IN MECHANICAL TIMERS



### 24 HOUR INDOOR 403B SERIES

FIG. NO.	SKU	DESCRIPTION	INPUT VOLTAGE (VAC 60HZ)	NO. OF OUTLETS	PLUG TYPE	MAX. ON/OFF CYCLES	TIMER STYLE
1	403B	Lighting Timer For Indoor Use	125	1	Polarized	12	24 Hour
2	402B			1	Grounded	12	24 Hour
2	405B			2	Grounded	12	24 Hour

### 24 HOUR INDOOR RTN SERIES

FIG. NO.	SKU	DESCRIPTION	INPUT VOLTAGE (VAC 60HZ)	NO. OF OUTLETS	PLUG TYPE	MAX. ON/OFF CYCLES	TIMER STYLE
3	RTN112	Lighting and Appliance Timer For Indoor Use	125	2	Polarized	3	24 Hour
3	RTN312			2	Grounded	3	24 Hour



### 24 HOUR OUTDOOR 600B SERIES

FIG. NO.	SKU	DESCRIPTION	INPUT VOLTAGE (VAC 60HZ)	NO. OF OUTLETS	PLUG TYPE	MAX. ON/OFF CYCLES	TIMER STYLE
1	602B	Lighting and Appliance Timer For Outdoor Use	125	2	Grounded	12	24 Hour
2	652B			2	Grounded	-	2 to 8 Hr Light Activated Countdown

### 24 HOUR OUTDOOR RHB SERIES

FIG. NO.	SKU	DESCRIPTION	INPUT VOLTAGE (VAC 60HZ)	NO. OF OUTLETS	PLUG TYPE	MAX. ON/OFF CYCLES	TIMER STYLE
3	RHB32R	Raintight Lighting and Appliance Timer for Outdoor Use *(Suffix C w/ Clear Cover)	125	2	Grounded	3	24 Hour
3	RHB32RC			2	Grounded	3	24 Hour

## PLUG-IN DIGITAL TIMERS



### 7 DAY INDOOR 400 SERIES

FIG. NO.	SKU	DESCRIPTION	INPUT VOLTAGE [VAC 60HZ]	NO. OF OUTLETS	PLUG TYPE	MAX. ON/OFF CYCLES	SUNSET (ASTRONOMIC)	TIMER STYLE
1	460E	Lighting and Appliance Programmable Timer for Indoor Use	125	1	Polarized	20	No	7 Day
2	455E		120	2	Grounded	20	No	7 Day
3	458Z		120	2	Grounded	20	Yes	7 Day

### 7 DAY OUTDOOR 600 SERIES

FIG. NO.	SKU	DESCRIPTION	INPUT VOLTAGE [VAC 60HZ]	NO. OF OUTLETS	PLUG TYPE	MAX. ON/OFF CYCLES	SUNSET (ASTRONOMIC)	TIMER STYLE
4	642E	Lighting and Appliance Programmable Timer for Outdoor Use	125	2	Grounded	-	No	7 Dayr
5	654E		125	2	Grounded	-	No	1 to 9 Hr. Light Activated Countdown



### SMART PLUG-IN TIMERS WF SERIES

FIG. NO.	SKU	DESCRIPTION	INPUT VOLTAGE [VAC 60HZ]	NO. OF OUTLETS	PLUG TYPE	MAX. ON/OFF CYCLES	SUNSET (ASTRONOMIC)	TIMER STYLE
1	WFIP1	Wi-Fi Smart Plug In Timer *(Suffix EM w/ Energy Monitoring Feature)	125	1	Grounded	Unlimited	Yes	7 Day
2	WFIP2		125	2	Grounded	Unlimited	Yes	7 Day
2	WFIP2EM		125	2	Grounded	Unlimited	Yes	7 Day
3	WFOP2		125	2	Grounded	Unlimited	Yes	7 Day
4	WFIS1	Wi-Fi Smart Screw In Lightbulb Socket	125	-	-	Unlimited	Yes	7 Day

# TORK<sup>®</sup>

## LIVE LIFE SMARTER<sup>®</sup>



SCAN TO LEARN MORE

