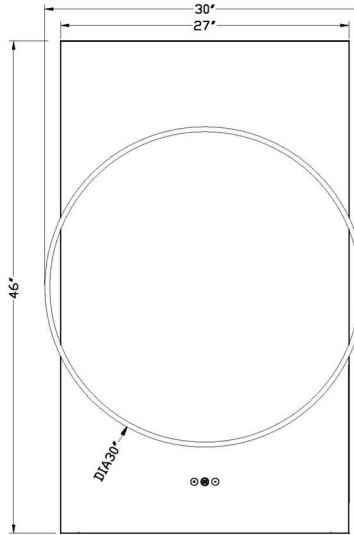


JOB NAME:

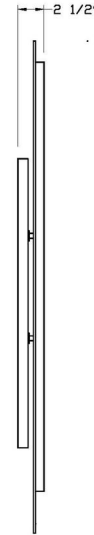
DATE:

TYPE:

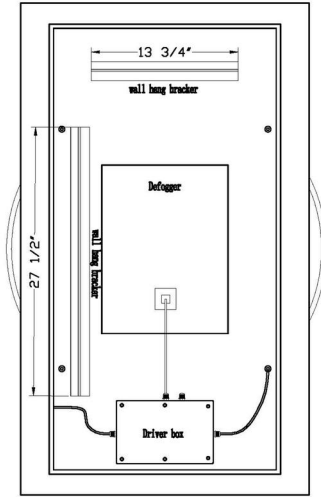
COMMENTS:



FRONT VIEW



RIGHT SIDE



REAR VIEW

LIGHT INFORMATION

Light Type	Integrated LED
CRI	90
Delivered Lumens	3096
Color Temperature	3000K-6400K
LED Lifespan (L70)	50000
Light Direction	Ambient
Dimming Method	Touch Switch
Current Type	DC
Input Voltage	120-277
Total Wattage	63

DIMENSIONS & WEIGHT

Width (In)	30
Height (In)	46
Ext (In)	2.4
Weight (Lbs)	28.38

INSTALLATION

Mounting Type	J-Box
Rating	Damp
Hanging Support Type	Z-Bar

PRODUCT FINISH

Gold

CERTIFICATIONS & COMPLIANCE

