

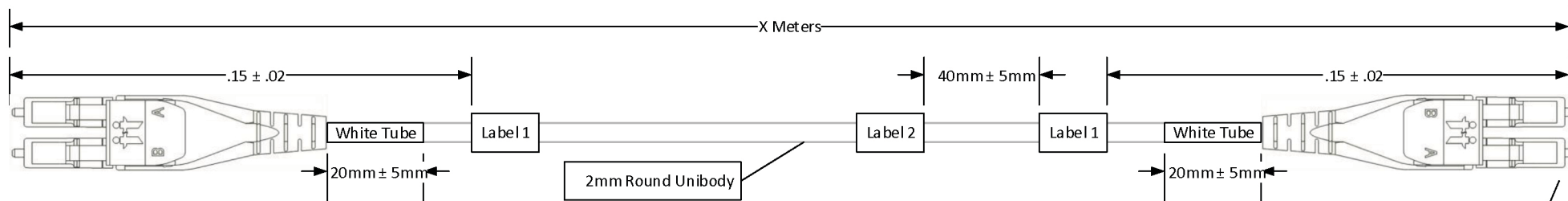
A

B

C

D

REV.	DESCRIPTION	DATE	BY
1	Initial Drawing	06/02/15	Charles

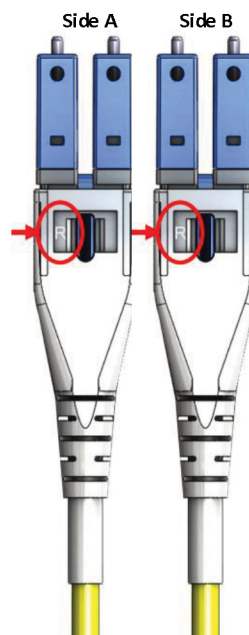
**Label 1**

Line 1: P/N  
 Line 2: Barcode Unique S/N: Code 128 Auto  
 Line 3: Print Unique S/N

Serial Number xxxxyyzzz, e.g. C102110002  
 x: Manufacturing location  
 yyyy: Internal work order number  
 zzzz: Incrementing serial number

**Label 2**

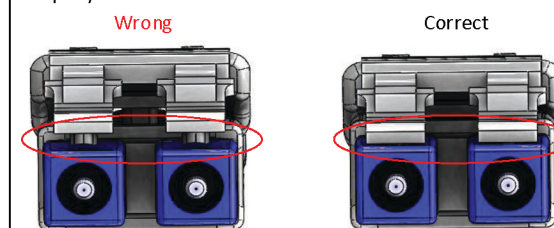
Line 1: UNIVERSALLC ELITE (TM)  
 Line 2: Total Cable Solutions



Polarity Reversal Key		
Side A	Side B	Polarity
Blank	Blank	Standard/Crossed
Blank	R	Reversed/Straight
R	R	Standard/Crossed

Notes: Manufactured with Blank on both connectors

NOTE: Trigger alignment pins MUST fit flush into pin holes in ferrule housing to function properly

**Notes:**

- Bellcore GR-326 Standard
- Plenum Standard Flame rating
- Polish Singlemode UPC and Multimode PC
- Insertion Loss LC <= 0.15dB (1300nm), Typical 0.10 db
- Return Loss Singlemode >=50dB and Multimode >=25dB
- Durability of >500 matings
- Operating temperature: -20C to + 70C
- Storage temperature: -40C to + 85C

Part Number	Glass	Standard Jacket Color	Standard Latch Color	Ferrule Housing
ULE-PPV2V-xxxM	OM4+	Purple	Purple	Black
ULE-4PA2A-xxxM	OM3	Aqua	Aqua	Black
ULE-SPY2B-xxxM	SM	Yellow	Blue	Blue

Unit: M 1.888.235.2097 WWW.TOTALCABLESOLUTIONS.COM

Approved: Charles Hoskins 06/15/15		Drawing Description		Unless Otherwise Spec Tolerances	
Checked: Paul Kirk	06/05/15	Universal LC Elite – LC to LC Patch Cord		0.	+/- 0.5
Drawing: Charles Hoskins	06/02/15	Part #: ULE-xPx2x-yyyM		.0	+0.3
				.00	+0.1

A

B

C

D