

Omni, Indoor, Ultra Low Profile, Ceiling, SISO, NF, Antenna 600-6000MHz (Low PIM)

SKU: 310005

FEATURES

- Ultra-thin
- White radome
- RoHS Compliant
- N-female connector
- Plenum Rated pig-tail cable
- High efficiency and compact design
- Covers cellular bands and WiFi from 600 through 6000 MHz

Kit Includes



310005 Indoor Low-Profile Ceiling Antenna with Mounting Nut



Specifications

ELECTRICAL

Frequency Band (MHz)	617-698	698-960	1695-2700	3300-4200	4800-6000
Polarization	Linear, Horizontal				
Typical Gain (dBi)	4	4	5	6	7
Horizontal Beam Width (°)	360, Omni-Directional				
Typical Vertical Beam Width (°)	70	68	50	60	30
Impedance (Ω)	50				
VSWR	≤2.0		≤1.5		
Maximum Power (W)	50		50		

MECHANICAL

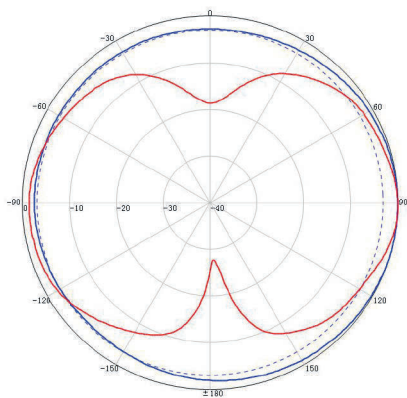
Model	310005†
Connector	N Female
Cable Length (in / cm)	12 / 30
Antenna Size Φ (in / mm)	9.8 / 250
Packing Size (in / mm)	10.4x10.4x3.4 / 265x265x90
Weight (lb / kg)	.8 / .4
Radome Material	ABS
Operating Humidity (%)	5-95
Operating temperature (°F / °C)	-40 - 140 / -40 - 60

† **WARNING:** This product can expose you to chemicals including Nickel, which is known to the State of California to cause cancer, and Bisphenol A, which is known to the State of California to cause birth defects or other reproductive harm. For more information go to www.P65Warnings.ca.gov

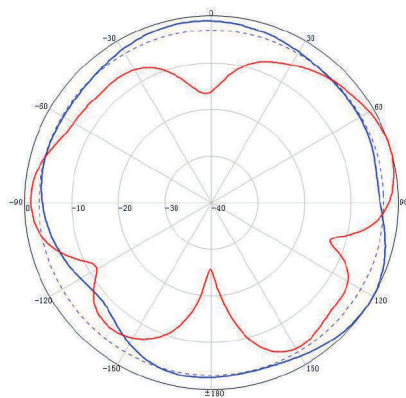
Radiation Patterns

■ Horizontal ■ Vertical

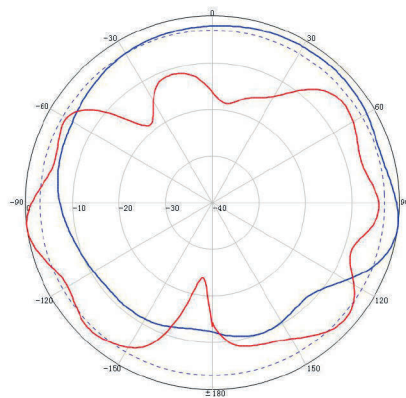
617-960 MHz



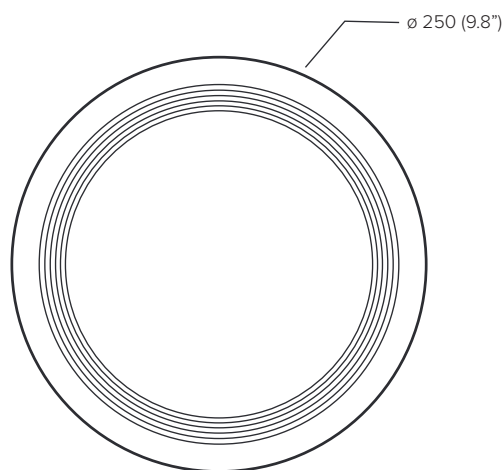
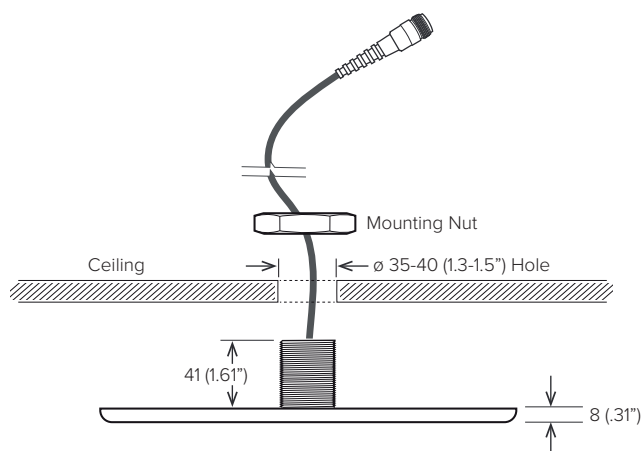
1695-2700 MHz



3300-6000 MHz



Mechanical Drawing




- 1 Drill a $\Phi 35 - \Phi 40$ hole on the ceiling.
- 2 Install the antenna as the following picture shows then tighten the nut.
- 3 Connect the RF jumper to antenna connector.

NOTE: For optimum results do not install antenna on big area of metals.



Package Dimensions

10.75 W x 10.125 L x 3.25 D



TOP/BOTTOM




SIDE



WEIGHT

Support

 2 Year Warranty

US Web: wilsonconnectivity.com

INTL Phone: +44 1223 982031

US Phone: +1 800 871 1612

FOR PARTNER'S USE

UPC

