

MYCRO[®] 250 HEADLAMP & CAP LIGHT

NEBO[®]


All copyrighted and copyrightable materials, including, without limitation, the logo, design, text, graphics, pictures, copywriting and the selection and arrangement ("Materials") thereof all ALL RIGHTS RESERVED Copyright ©2023 Alliance Sports Group LP.

Alliance Consumer Group
700 Henrietta Creek Road
Roanoke, Texas 76262
800.255.6061

NEB-HLP-1010



Made in China



MYCRO[®] 250 HEADLAMP & CAP LIGHT

A rechargeable, hands-free 250 lumen lighting solution, that includes an integrated 135° tilt feature, enabling you to position the beam exactly where you need it.

MODES	LUMENS	HOURS	METERS
HIGH	250	1	65
MEDIUM	50	2	28
LOW	15	5	15

PRODUCT GUARANTEE

If you experience a problem, please do not return to your local store. Contact our Customer Service team at **800-255-6061**.



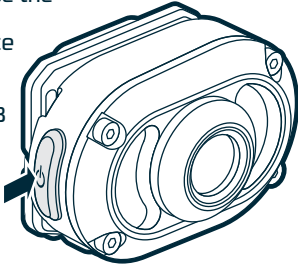
For more information, detailed video instructions, and warranty registration, visit NEBOLIGHTS.com

DISABLE DEMO MODE

Product is shipped with Demo Mode active. Before normal use, you will need to deactivate Demo Mode.

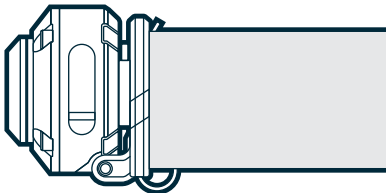
To deactivate, plug the included USB cable into a power source and plug the USB-C end into your light. Simply inserting the cable into your light for at least 10 seconds, will deactivate Demo Mode.

MEMORY MODE: From OFF, Press & Release the Power Button. This will activate the last mode that was used for more than 8 seconds, prior to turning off.



USB RECHARGEABLE

To charge, connect the light to a power source with the included USB cable. A “Charge Status” LED indicator is illuminated during charging (located by the charge port). It displays red while charging, and green when charging is complete.



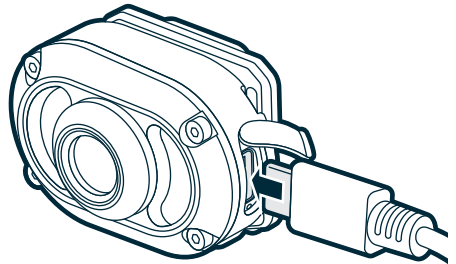
OPERATION

Press & release Power Button to cycle through light modes: **Spot High > Spot Medium > Spot Low > OFF**

DIRECT-TO-LOW: From OFF, press and hold Power Button for two seconds. This reverses the mode sequence and goes directly to low.

SMART POWER CONTROL: When the product is turned on or switches between modes, the transition between modes will be continuous and occur over the course of 0.5 seconds.

If no Press & Release activity for greater than 8 seconds, then next button push always turns the unit OFF. The Press & Hold function will ignore this 8 second timeout feature so that the light can be dimmed at any time.



VERSATILE CLIP

Adjustable clip provides 135° tilt and use as a cap light when the head strap is removed.

