

NEBO PATENTS PENDING
ARC500
RECHARGEABLE BIKE LIGHT



ARCUS is a new proprietary C-OB LED technology that shapes light like never before with 250° of intense light coverage for maximum safety.



LED Spot light (2 MODES)

High: (500 Lumens) - 188 Meters / 2.5 Hours
Low: (170 Lumens) - 105 Meters / 3.5 Hours

ARCUS C-OB Flood light (4 MODES)

High: (120 Lumens) - 18 Meters / 4.5 Hours
Low: (60 Lumens) - 13 Meters / 7.5 Hours
Day Flash: (120 Lumens) - 7 Meters / 30 Hours
Night Flash: (120 Lumens) - 14 Meters / 6 Hours

DESIGNED IN TEXAS, MANUFACTURED IN CHINA
DISTRIBUTED BY NEBO™, A DIVISION OF ALLIANCE SPORTS GROUP L.P.
3026 N. GREAT SOUTHWEST PARKWAY - GRAND PRAIRIE, TX 75050

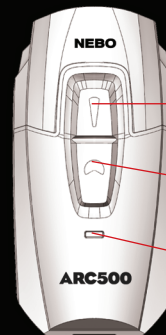
www.nebotools.com



NEBO PATENTS PENDING
ARC500
RECHARGEABLE BIKE LIGHT

USER MANUAL

Light Anatomy

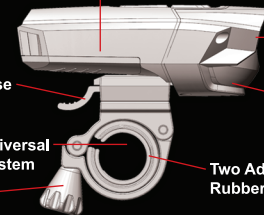


Spot Light Power Button

Flood Light Power Button

Battery / Power Indicator

Water and Impact-Resistant Housing



Spot Light LED

ARCUS C-OB Flood Light

Quick-Release Lever

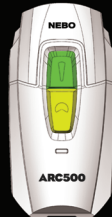
Tool-Free Universal Mounting System

Mount Lock Knob

Two Adjustment Rubber Rings

NOTE:
BEFORE ACTUAL USE DEACTIVATION OF
DEMO MODE IS REQUIRED BY PRESSING
THE POWER BUTTON FOR 5 SECONDS

How to Use



LED Spot Light - (2 MODES)

High: (500 Lumens) - 188 Meters / 2,5 Hours
Low: (170 Lumens) - 105 Meters / 3,25 Hours

ARCUS C-O-B Flood Light - (4 MODES)


High: (120 Lumens) - 18 Meters / 4,5 Hours
Low: (60 Lumens) - 13 Meters / 7,5 Hours
Day Flash: (120 Lumens) - 7 Meters / 30 Hours
Night Flash: (120 Lumens) - 14 Meters / 6 Hours

Combination Lighting - (8 MODES)

SL - Spot Light / FL - Flood Light

- SL (High) + FL (High): (580 Lumens) 200 Meters / 2 Hours
- SL (High) + FL (Low): (530 Lumens) 190 Meters / 2,25 Hours
- SL (Low) + FL (High): (350 Lumens) 105 Meters / 2,5 Hours
- SL (Low) + FL (Low): (200 Lumens) 100 Meters / 3 Hours
- SL (High) + FL (Day Flash): 190 Meters / 2,5 Hours
- SL (High) + FL (Night Flash): 190 Meters / 2,5 Hours
- SL (Low) + FL (Day Flash): 110 Meters / 4 Hours
- SL (Low) + FL (Night Flash): 110 Meters / 3,5 Hours

Battery / Power Indicator




When activated, the **BLUE LIGHT** will turn On for 3 seconds to show the battery is between 100%-30%.

When activated, the **RED LIGHT** will turn On to show the battery is between 30%-10%.


When activated, the **RED LIGHT** will begin to flash to show the battery is less than 10%.

How to Attach to the Bike




1. Turn knob counter-clockwise to loosen mount.
2. Open the swing arm and place on the handle bar. (Use the rubber inserts, if needed.)
3. Close and lock the swing arm by turning knob clockwise.

To Detach / Attach Light



1. Press down the quick-release lever.
2. Slide the light off of the mount.
3. To attach, slide light onto mount until it clicks into place.

Charging



BLUE LIGHT indicates fully charged/maintaining charge

RED LIGHT indicates charging in process

Up to 4 hours to fully recharge