

BRINGING **INNOVATION**
TO THE **JOBSITE**





Bridgeport's 5157-DC is a duplex MC to compression 3/4" EMT transition coupling that is ideal for government and school projects requiring the use of compression style fittings.

Fittings that solve problems for contractors. Our extensive line of transition fittings are designed to solve common problems that contractors run into on the job site, like coupling together dissimilar systems. In their broadest application, transition fittings convert two different types of raceway while maintaining the appropriate physical strength and electrical continuity as required by the National Electrical Code.

Bridgeport understands what contractors need to safely and quickly transition between systems with uncompromised code compliance. Our expertly designed, agency listed products allow you to do this faster and easier than ever before.

NEW FROM BRIDGEPORT

Push Liquid Tight Transition Couplings



Push On Nonmetallic transitions couplings for use with nonmetallic "Type B" liquid tight conduit and Rigid Conduit. Connectors simply push onto LT conduit and threaded onto Rigid/IMC Conduit. Sunlight resistant. NPT Threads.

NEMA TYPE 2,3,3R,4,4X &12.



Malleable Iron

| CAT NUMBER | EMT TRADE SIZE | UNIT QTY | STD PKG QTY |
|------------|----------------|----------|-------------|
| 4370-PLT | 1/2" | 10 | 50 |
| 4371-PLT | 3/4" | 10 | 50 |



EMT to AC/MC and FMC Transition Couplings

cULus E9391: 280-DC, 280-DCX, 280SP, 280SPMB, 281-DC, 281-DCG, 281SPMB, 282-DC, 283-DC, 284-DC, 285-DC and 286-DC

cETLus: 287-XS thru 290-XS



280-DC
280-DCX



280SP



281-DC, 282-DC,
282-DCX, 283-DC



281-DCG



280SPMB
281SPMB



284-DC
285-DC
286-DC




287-XS

Zinc Die Cast

| CAT NUMBER | EMT TRADE SIZE | FLEX TRADE SIZE | UNIT QTY | STD PKG QTY |
|------------|----------------|-----------------|----------|-------------|
| 280-DC | 1/2" | 3/8" | 25 | 100 |
| 280-DCX | 1/2" | 3/8" | 25 | 100 |
| 280SP | 1/2" | 3/8" | 25 | 100 |
| 280SPMB | 1/2" | 3/8" | 25 | 100 |
| 281-DC | 1/2" | 1/2" | 25 | 250 |
| 281-DCG | 1/2" | 1/2" | 25 | 100 |
| 281SPMB | 3/4" | 3/8" | 25 | 100 |
| 282-DCX | 3/4" | 1/2" | 25 | 100 |
| 283-DC | 1" | 1" | 10 | 100 |
| 284-DC | 1 1/4" | 1 1/4" | 4 | 40 |
| 285-DC | 1 1/2" | 1 1/2" | 2 | 20 |
| 286-DC | 2" | 2" | 2 | 20 |

Zinc Plated Steel

| CAT NUMBER | EMT TRADE SIZE | FLEX TRADE SIZE | UNIT QTY | STD PKG QTY |
|------------|----------------|-----------------|----------|-------------|
| 287-XS | 2 1/2" | 2 1/2" | 1 | 4 |
| 288-XS | 3" | 3" | 1 | 4 |
| 289-XS | 3 1/2" | 3 1/2" | 1 | 2 |
| 290-XS | 4" | 4" | - | 1 |



EMT to Rigid Transition Couplings

Set screw type fitting used to join EMT to rigid or IMC. Concrete-tight. Furnished with Tri-Drive slot/Phillips/Robertson head screws.

cETLus: 290-DC thru 292-DC
 cULus File No. E9391: 290-S thru 292-S



Zinc



Steel

Zinc Plated Steel

| CAT NUMBER | EMT TRADE SIZE | UNIT QTY | STD PKG QTY |
|------------|----------------|----------|-------------|
| 290-DC | 1/2" | 50 | 200 |
| 291-DC | 3/4" | 25 | 100 |
| 290-DC | 1" | 25 | 100 |

Steel

| CAT NUMBER | EMT TRADE SIZE | UNIT QTY | STD PKG QTY |
|------------|----------------|----------|-------------|
| 290-S | 1/2" | 25 | 200 |
| 291-S | 3/4" | 25 | 100 |
| 290-S | 1" | 10 | 50 |

EMT to FMC Transition Couplings

Compression type for EMT; two-screw steel strap end for flexible metal conduit.



280

Malleable Iron

| CAT NUMBER | EMT TRADE SIZE | FLEX TRADE SIZE | UNIT QTY | STD PKG QTY |
|------------|----------------|-----------------|----------|-------------|
| 280 | 1/2" | 3/8" | 25 | 100 |
| 281 | 1/2" | 1/2" | 20 | 100 |

Mighty-Merge® Raintight EMT to Rigid Combination Couplings

Used to join rigid to EMT. Coupling internally threaded for rigid/IMC. Compression type for EMT. "Raintight." Patented.

US Patent 7,390,037

cETLus Listed



290-RT

Zinc Die Cast

| CAT NUMBER | EMT TRADE SIZE | UNIT QTY | STD PKG QTY |
|------------|----------------|----------|-------------|
| 290-RT | 1/2" | 25 | 100 |
| 291-RT | 3/4" | 25 | 100 |
| 292-RT | 1" | 10 | 50 |

EMT to Rigid Transition Couplings

Used to join rigid or IMC to EMT. Coupling internally threaded for rigid/IMC. Compression type for EMT. Concrete-tight.

UL File No. E9391: 292-MS



290-MS

Zinc Plated Steel

| CAT NUMBER | EMT TRADE SIZE | UNIT QTY | STD PKG QTY |
|------------|----------------|----------|-------------|
| 290-MS | 1/2" | 25 | 100 |
| 291-MS | 3/4" | 25 | 100 |
| 290-MS | 1" | 10 | 50 |

EMT to FMC Transition Couplings

Used to join EMT to flexible metal conduit. Screw-in end for flex. Compression end for EMT.


UL File No. E9391, also 581-DC UL listed for use with XRW FMC.



581-DC

Zinc Die Cast

| CAT NUMBER | EMT TRADE SIZE | UNIT QTY | STD PKG QTY |
|------------|----------------|----------|-------------|
| 581-DC | 1/2" | 25 | 500 |
| 582-DC | 3/4" | 25 | 250 |
| 583-DC | 1" | 10 | 100 |



Mighty-Merge Two-to-One Combination Couplings

Used to join two lengths of EMT conduit into one. The 4256-DC joins two 1/2" EMT to one 3/4" EMT. The 4258-DC joins two 3/4" EMT to 1" EMT. Patented.

US Patent 8,242,369; D619,967

cULus File No. E24001



Zinc Plated Steel

| CAT NUMBER | TRADE SIZE | UNIT QTY | STD PKG QTY |
|------------|-------------|----------|-------------|
| 4256-DC | 1/2" - 3/4" | 10 | 40 |
| 4258-DC | 3/4" - 1" | 10 | 40 |

Raintight Liquid Tight to EMT Transition Couplings

Used to join either metallic or nonmetallic (Type "B") liquid tight to EMT. Concrete-tight. UL listed "Raintight". Patented.

UL File No. E24001: 4360-DC AND 4361-DC

CSA File No. LR39394: 4360-DC and 4361-DC

cULus File No. E24001: 4362-DC thru 4365-DC

Zinc Plated Steel

| CAT NUMBER | TRADE SIZE | UNIT QTY | STD PKG QTY |
|------------|------------|----------|-------------|
| 4360-DC | 1/2" | 25 | 100 |
| 4361-DC | 3/4" | 10 | 50 |
| 4362-DC | 1" | 10 | 50 |
| 4363-DC | 1 1/4" | 5 | 25 |
| 4364-DC | 1 1/2" | 5 | 25 |
| 4365-DC | 2" | 5 | 20 |

Mighty-Merge® Multi-Port Transition Couplings

Used to join 1 1/2 to 10/3 armored or metal clad cable or 3/8" flexible metal conduit to EMT. A labor savings, compared to the traditional junction box installation.

4156-DC through 4457-DC: US Patent D581,877; D699,195; D755,728; D750,570; 9,252,577; 7,402,752

4357-NM: US Patent D795,814; D792,855; D775,590; 9,608,417. Patented and Patents Pending.

cULus File No. E20534: 4157-DC, 5157-DC
cETLus: 4156-DC, 4357-DC, 4457-DC, 4357-NM



Zinc Die Cast

| CAT NUMBER | EMT TRADE SIZE | FLEX TRADE SIZE | UNIT QTY | STD PKG QTY |
|------------|----------------|-----------------|----------|-------------|
| 4156-DC | 1/2" | 3/8" (2 Port) | 20 | 100 |
| 4157-DC | 3/4" | 3/8" (2 Port) | 25 | 100 |
| 4357-DC | 1" | 3/8" (3 Port) | 5 | 20 |
| 4457-DC | 1" | 3/8" (4 Port) | 5 | 20 |
| 5157-DC | 3/4" | 3/8" (2 Port) | 25 | 100 |

Nonmetallic

| CAT NUMBER | EMT TRADE SIZE | NONMETALLIC CABLE RANGE | UNIT QTY | STD PKG QTY |
|------------|----------------|-------------------------|----------|-------------|
| 4357-NM | 3/4" | 3/8" (2 Port) | 10 | 40 |



Liquidtight to Rigid Transition Couplings

Used to join metallic to rigid / IMC. Concrete-tight. UL listed "Raintight".

cULus File No. E9391



4371-LT

Steel

| CAT NUMBER | LT-RIGID TRADE SIZE | UNIT QTY | STD PKG QTY |
|------------|---------------------|----------|-------------|
| 4369-LT | 3/8" - 1/2" | 25 | 125 |
| 4370-LT | 1/2" - 1/2" | 20 | 100 |
| 4371-LT | 3/4" - 3/4" | 10 | 50 |
| 4372-LT | 1" - 1" | 5 | 25 |
| 4373-LT | 1 1/4" - 1 1/4" | 4 | 20 |
| 4374-LT | 1 1/2" - 1 1/2" | 3 | 15 |
| 4375-LT | 2" - 2" | 3 | 10 |

Mighty-Merge® Combination Couplings

Couplings used to join 3/4" EMT to flexible metal conduit and AC/MC/MCI-A Cable.

US Patent D666,618

cETLus Listed



4057-DC



4058-DC

Zinc Die Cast

| CAT NUMBER | EMT TRADE SIZE | FMC TRADE SIZE | AC/MC CABLE RANGE | UNIT QTY | STD PKG QTY |
|------------|----------------|----------------|-------------------------|----------|-------------|
| 4057-DC | 3/4" | 3/8" | 14/2 - 10/3 | 25 | 100 |
| 4058-DC | 3/4" | 1/2" | 10/4 - 6/4 10/ - 6/4 | 25 | 100 |

