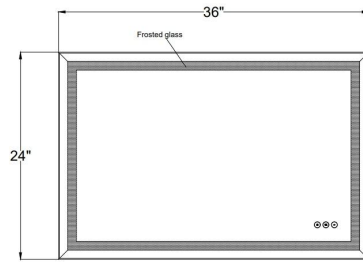



JOB NAME:

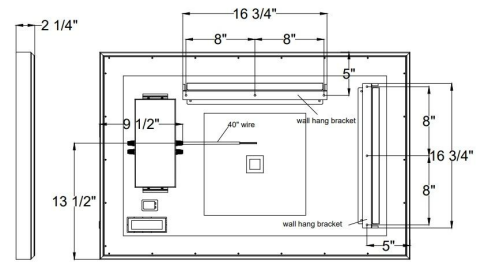
DATE:

TYPE:

COMMENTS:



FRONT VIEW



RIGHT SIDE

REAR VIEW

LIGHT INFORMATION

Light Type	Integrated LED
CRI	90
Delivered Lumens	1715
Color Temperature	3000K-6400K
LED Lifespan (L70)	52000
Light Direction	Ambient
Dimming Method	Touch Switch
Current Type	DC
Input Voltage	120
Total Wattage	65

DIMENSIONS & WEIGHT

Width (In)	36
Height (In)	24
Ext (In)	2.13
Weight (Lbs)	26.67

INSTALLATION

Mounting Type	J-Box
Rating	Damp
Hanging Support Type	Z-Bar

PRODUCT FINISH

Brushed Silver

PRODUCT FEATURES

Front & Backlit/Nightlight

CERTIFICATIONS & COMPLIANCE

